



Integra Investor Presentation

April 2007

Forward looking statement



Certain statements in this presentation are not historical facts and are “forward-looking.” Examples of such forward-looking statements might include, but are not limited to:

- projections or expectations of revenues, income (or loss), earnings (or loss) per share, dividends, capital structure or other financial items or ratios;
 - statements of our plans, objectives or goals, including those related to products or services;
 - statements of future economic performance; and
 - statements of assumptions underlying such statements.
- Words such as “believes,” “anticipates,” “expects,” “estimates”, “intends” and “plans” and similar expressions are intended to identify forward-looking statements but are not the exclusive means of identifying such statements.
 - By their very nature, forward-looking statements involve inherent risks and uncertainties, both general and specific, and risks exist that the predictions, forecasts, projections and other forward-looking statements will not be achieved. You should be aware that a number of important factors could cause actual results to differ materially from the plans, objectives, expectations, estimates and intentions expressed in such forward-looking statements, including our ability to execute our restructuring and cost reduction program.
 - When relying on forward-looking statements, you should carefully consider the foregoing factors and other uncertainties and events, especially in light of the political, economic, social and legal environment in which we operate. Such forward-looking statements speak only as of the date on which they are made, and we do not undertake any obligation to update or revise any of them, whether as a result of new information, future events or otherwise. We do not make any representation, warranty or prediction that the results anticipated by such forward looking statements will be achieved, and such forward-looking statements represent, in each case, only one of many possible scenarios and should not be viewed as the most likely or standard scenario.

1. Overview

Introduction to Integra

Integrated OFS Business



Pro Forma Revenue 9M 2006 – \$488MM
 Pro Forma Total Assets as of 30 September 2006 – \$1,092MM⁽¹⁾

Market Share ⁽²⁾

Key Services

Personnel ⁽⁴⁾

Key Statistics

Key Customers

Drilling, Workover and IPM

- 2.3%
- Drilling
- Workovers
- Integrated Project Management
- Drilling Tools and Technology Services

- Ca. 8,100 employees
- 41 active drilling rigs ⁽⁴⁾
- 34 active workover rigs ⁽⁴⁾

Formation Evaluation

- 15.9%
- 2-D, 3-D surveys
- Production logging
- Perforation
- Seismic processing and interpretation

- Ca. 4,500 employees ⁽⁶⁾
- 48 ^{(5), (6)} logging crews
- 45 ^{(5), (6)} seismic crews

OFS Equipment Manufacturing

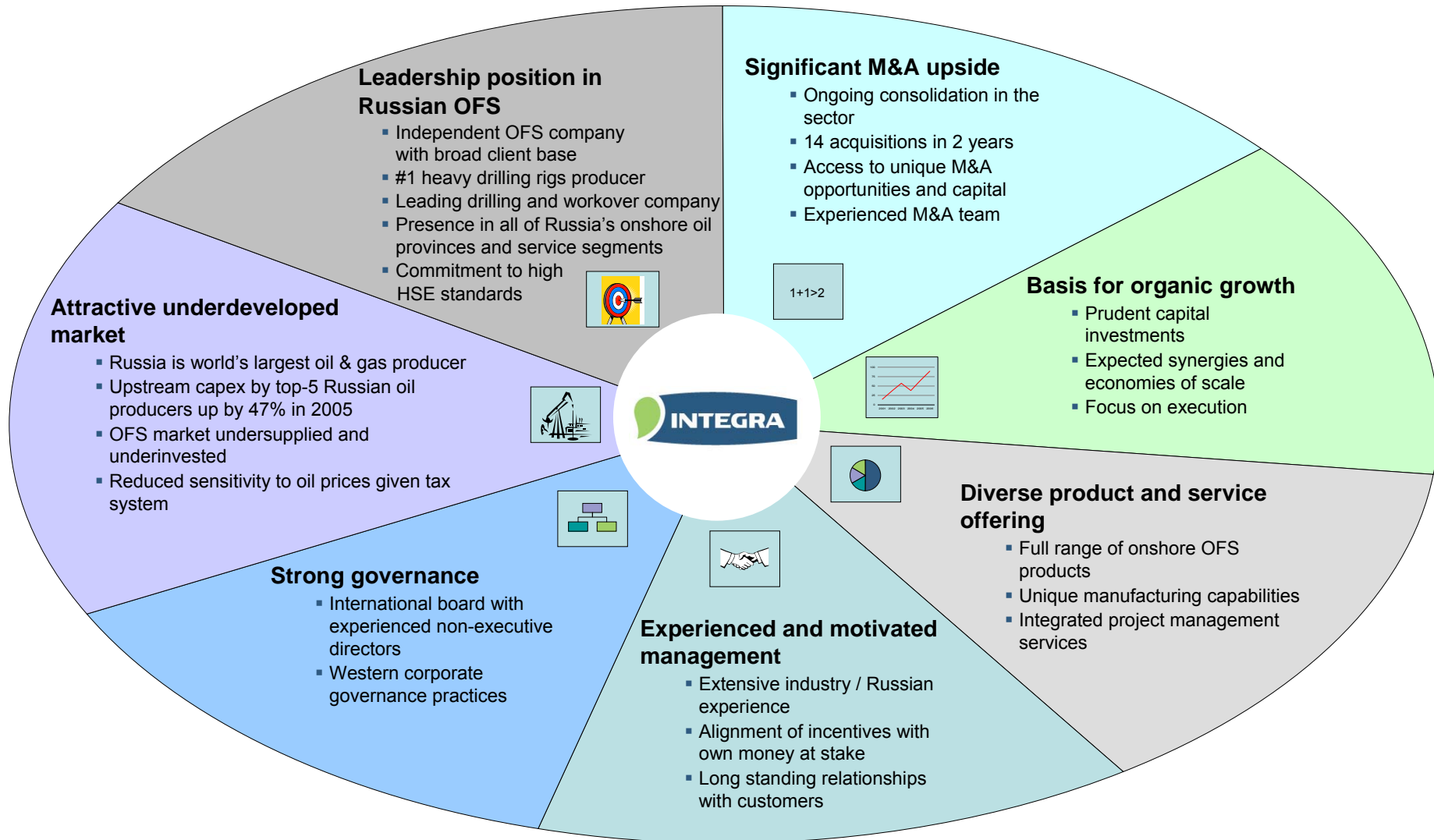
- 67.8%⁽³⁾
- Heavy drilling rigs
- Cementing fleet
- Other equipment

- Ca. 2,700 employees

(1) Pro forma does not include impact of the proposed offering
 (2) Based on Douglas-Westwood estimates of revenues, incl. in-house OFS units of Russian oil majors. Under Douglas-Westwood classification, drilling tools are included in OFS Equipment Manufacturing, while Integra includes results of its drilling tools subsidiary (BI) into Drilling, Workover and IPM segment
 (3) Market for selected equipment, consisting of heavy drilling rigs, down-hole motors, turbines and cementing equipment
 (4) As of 30 September 2006 (5) As of January 2007 (6) Excluding associates



Investment Highlights



2. Attractive Market Fundamentals: Growing Demand

Solid Market Fundamentals



Depleting Reserves

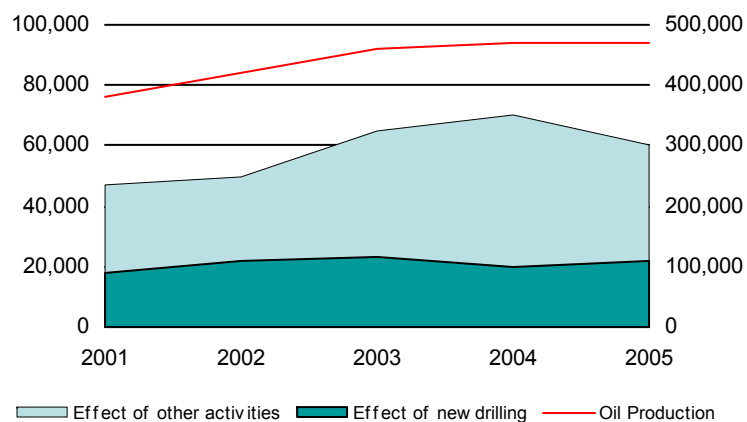
Company	Avg Company Watercut 9M06, %	Major Producing Fields	% of Total Production	Start of Production
LUKOIL	80%	Tevlinsko-Russinskoe	13%	1986
		Vatyeganskoye	9%	1983
		Povkhovskoye	7%	1978
Rosneft	77%	Priobskoye	29%	1988
TNK-BP	87%	Samotlorskoye	40%	1969
Gazprom Neft	78%	Sugmutsokoye	29%	1976
		Sporishevskoye	12%	1976
Tatneft	83%	Romashkinskoye	60%	1948

Big Projects Expected to Come on Stream

Field	Region	Recoverable Reserves MM boe
Vankorskoye	East Siberia	2,329
Verkhnechonskoe	East Siberia	2,097
Talakanskoye	East Siberia	893
Salym	West Siberia	812
Trebs	Timano-Pechora	392
Titov	Timano-Pechora	344

Efficiency of Production Optimisation Activities Falling

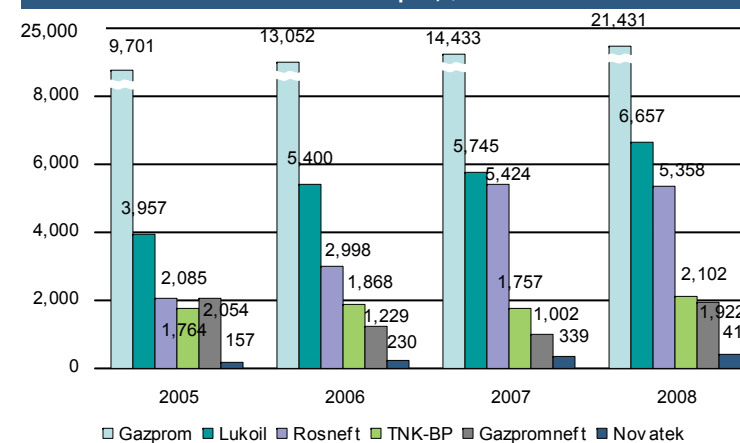
Kt of production/ km of drilling kt/year



Source: RPI, CDU-TEK, Wood Mackenzie, Factiva, company reports, FactSet

Indications of Future Spending

Broker Consensus Estimates of Capex, \$MM



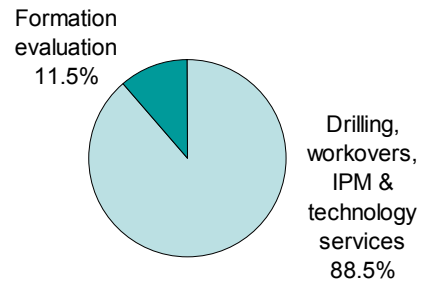
Attractive Growth of the Market



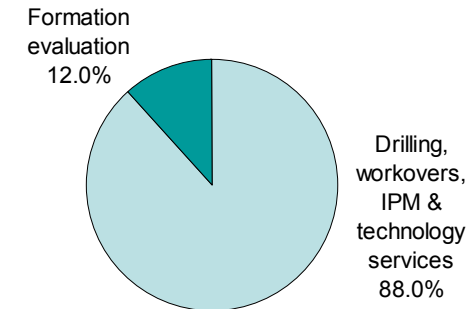
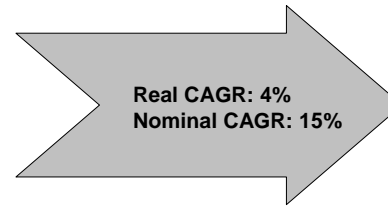
Addressable OFS Market Structure (Excluding Manufacturing)⁽¹⁾

2006E

2011E

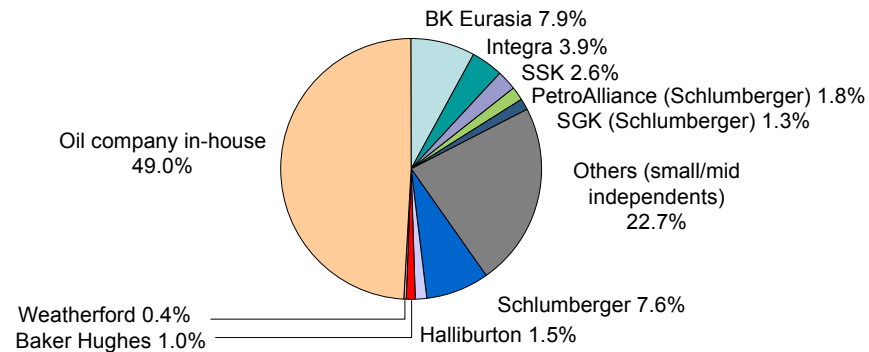


Total 2006E: \$11.4Bn



Total 2011E: \$14.1Bn (real)
\$22.5Bn (nominal⁽²⁾)

Total OFS Market in 2006 Excluding Manufacturing: \$11.4 Bn



Integra's Diversified Product Offering

	INTEGRA	C.A.T.Oil	SSK	BKE	Schlumberger	HALLIBURTON
Seismic	✓	✗	✗	✗	✓	✗
Logging	✓	✗	✗	✗	✓	✓
Drilling	✓	✗ ⁽³⁾	✓	✓	✓	✗
Workover	✓	✓	✓	✓	✓	✗
IPM	✓	✗	✗	✗	✓	✓
Manufacturing	✓	✗	✗	✗	✗	✗
Key customers	Diverse	Diverse	Rosneft, YUKOS	LUKOIL	Diverse	Diverse

Source: Douglas-Westwood, Press reports, Company

(1) Douglas-Westwood includes both drilling equipment and drilling tools in the manufacturing segment of the OFS market, not shown here

(2) Using DW's assumption of 10% p.a. OFS price inflation

(3) According to DW report, CAT Oil also provides cementing services, but not conventional drilling

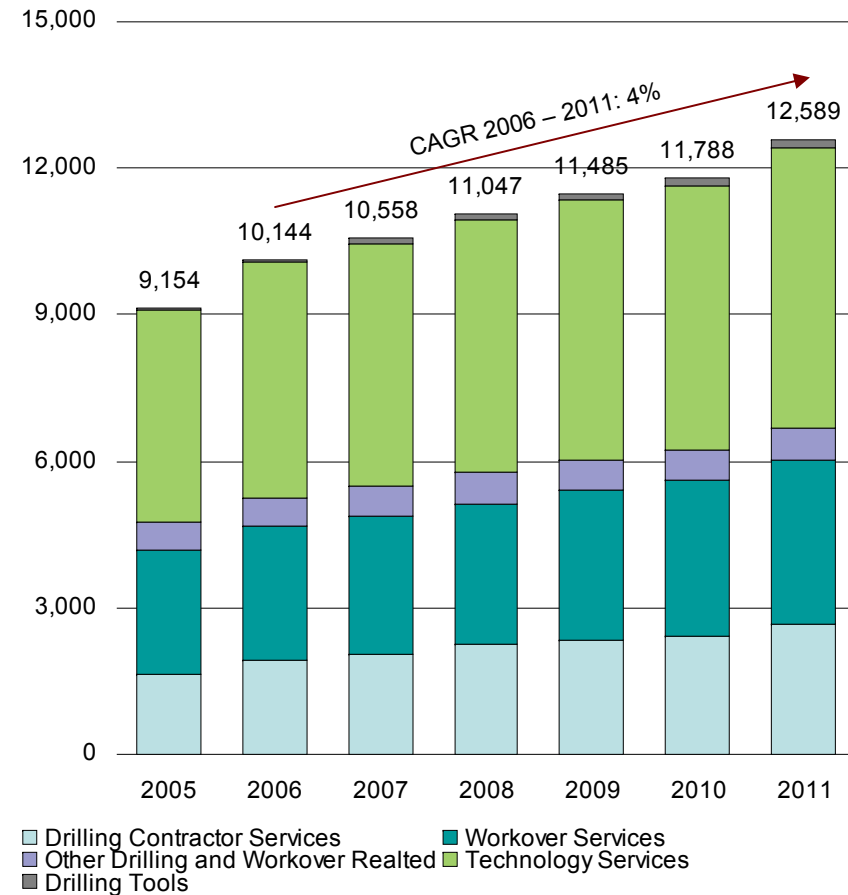
Drilling, Workover and IPM Industry Overview



Market Trends

- Era of easy oil is gone (even in Russia)
 - Most easy-to-drill, easy-to-produce fields developed and depleting
 - Limited scope for further output growth through optimisation
- State policies encourage development
 - Tax holidays in East Siberia and for depleted fields
 - Rapid development of infrastructure
- Historically extensive wellcount a solid foundation for drilling/workover
- Oil companies' profits less sensitive to oil price fluctuations as compared with other countries
 - According to equity market analysts, only 10-15% of proceeds from crude sales at Urals above \$25/bbl accrue to oil producers

Drilling, Workover, IPM, Technology and Drilling Tools Market⁽¹⁾ \$MM, in Real 2006 Prices



Source: Douglas-Westwood

(1) IPM services are included within Drilling, Workover and Technology Services and not identified separately

Formation Evaluation Industry Overview

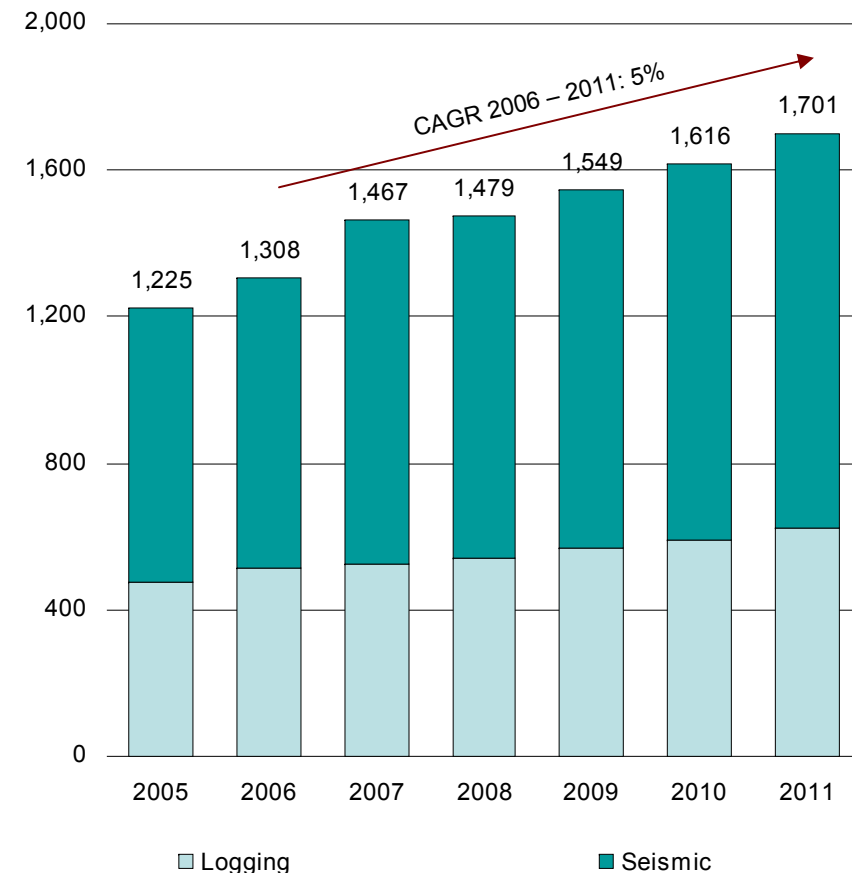


Market Trends

- New provinces and fields being developed
 - Companies actively working on reserve replacement and production growth
 - Cash-rich balance sheets allow for increased investments in exploration
- Reserves now as important (or even more) as production
 - Russian companies realising addition of reserves brings value
- Underinvestment in exploration in 2002-2005
- Shift to 3D seismic from 2D
- State investing funds in geological studies/ seismic
 - Ca. \$5Bn to be spent on oil & gas geology surveys until 2020, excl. exploration drilling

Logging and Seismic Market

\$MM, in Real 2006 Prices



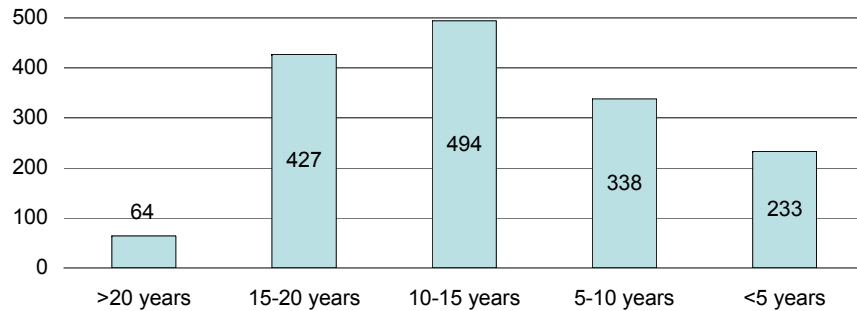
Source: Douglas-Westwood, Ministry of Natural Resources

OFS Equipment Manufacturing Industry Overview



Russia's Drilling Fleet Age

As of 1 January 2006

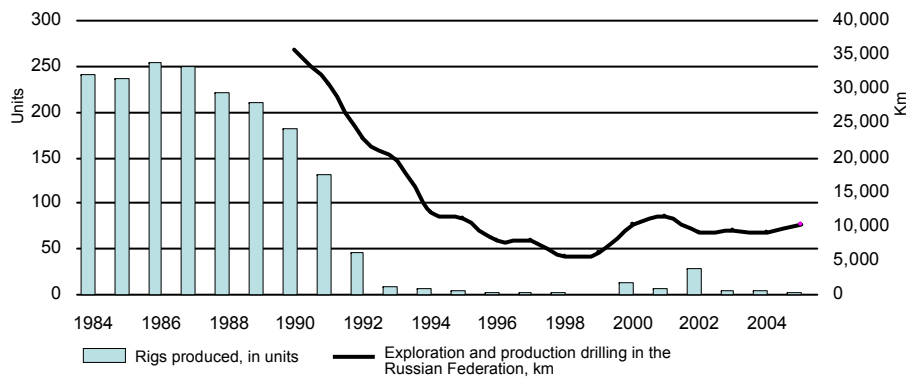


72%

Source: Union of Russian producers of OFS equipment

Historical Production of Heavy Rigs by the State vs. Oil Sector Drilling

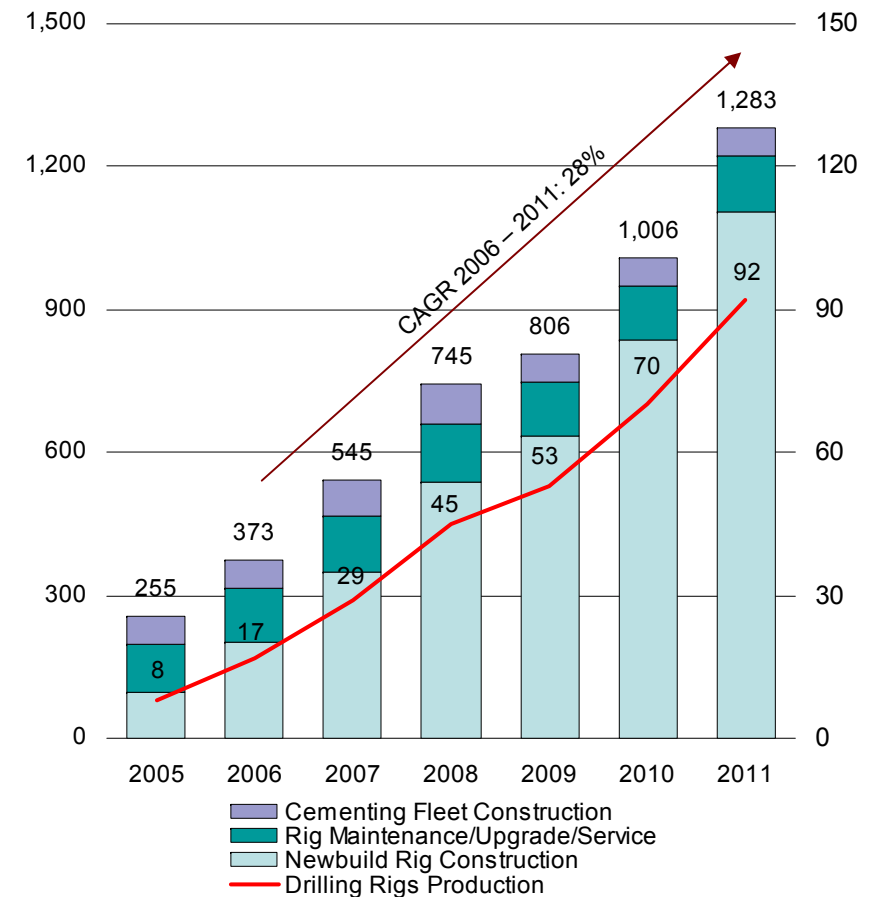
As of 1 January 2006



Source: CDU TEK, Union of Oil & Gas Equipment Manufacturers

OFS Equipment Manufacturing Market ⁽²⁾

\$MM, in Real 2006 Prices



Source: Douglas-Westwood

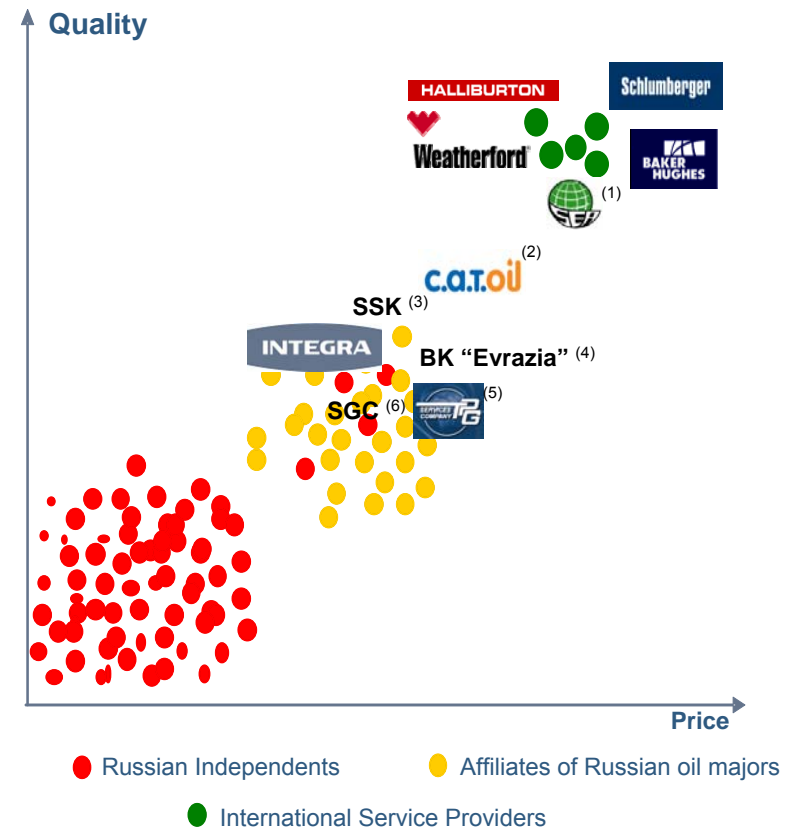
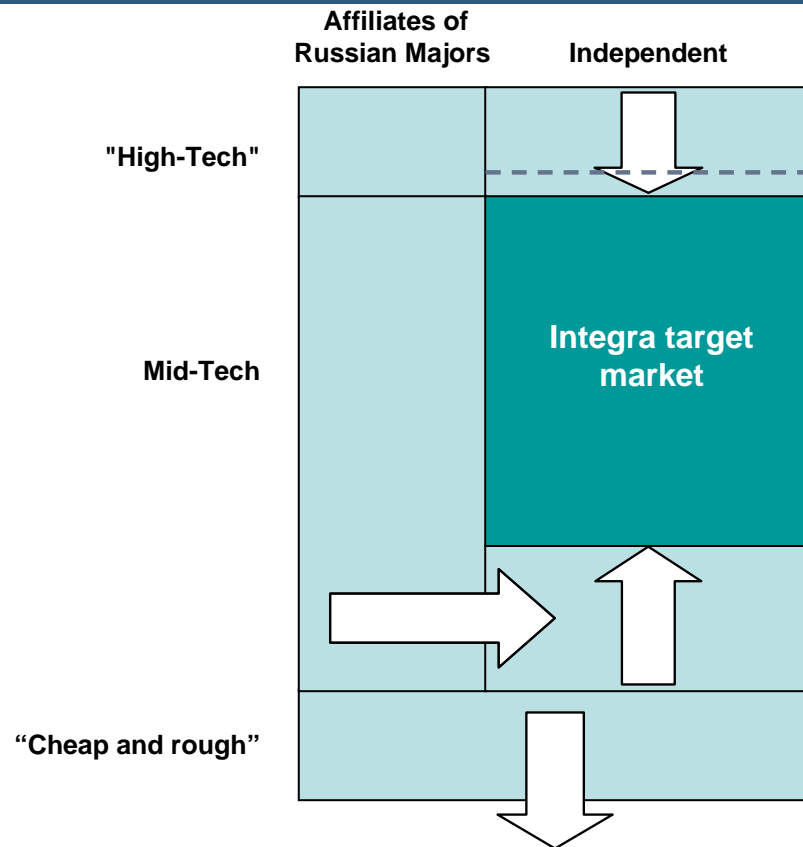
(2) For the purpose of this presentation OFS equipment manufacturing market comprises only of the stated above 3 segments

3. Strategy of Growth

Integra Target Market: "Sweet Spot"



Market Structure and Players



- (1) Smith Eurasia Group. Acquired by Integra in August 2006
- (2) CAT Oil is the niche player focused on hydro fracturing
- (3) Siberian Service Company - Former Yukos drilling subsidiary
- (4) Former LUKOIL Drilling
- (5) TyumenPromGeophysics. Subsidiary of Schlumberger
- (6) Siberian Geophysics Company. Subsidiary of Schlumberger

Source: Company

Significant M&A Opportunity



Key Trends

Past

- Until recently, service functions in the Russian oil&gas industry were performed in-house by oil producers

Present

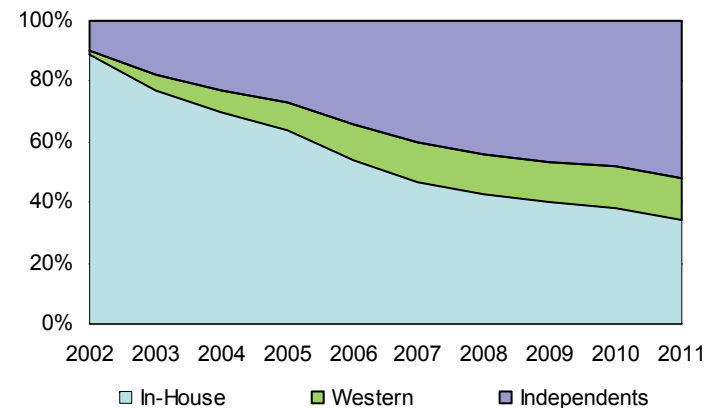
- Traditional vertically integrated OFS industry is now expanding horizontally
- Oil & gas majors spinning off service arms (e.g. LUKOIL)
- Small independents consolidating

Trend

- Creation of major drilling & service companies
- Opportunities to capture former in-house contractors volumes
- Benefits of scale becoming a differentiating factor among independents

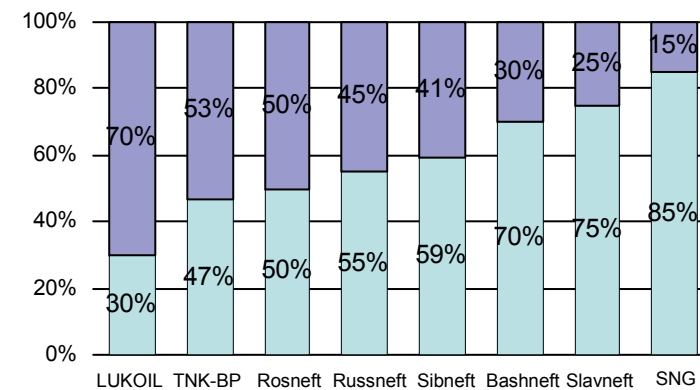
Source: Douglas-Westwood, Company

Share of In-House Service Providers to Decline



Source: Douglas-Westwood

High Level of In-house OFS Still Dominates In 2005



Source: Oil Vertical

Legend: In-House, External

Consolidator Advantage

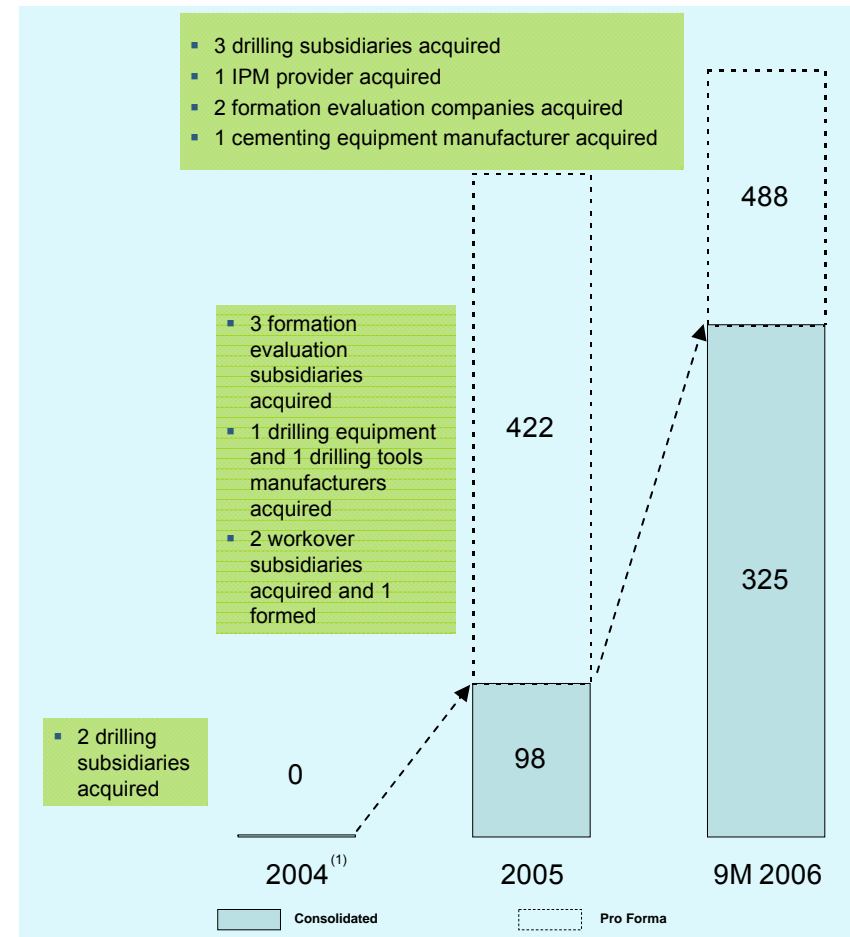


Selected Acquisitions' Rationale

- Drilling, workover and IPM
 - **PNBK**: Reinforce presence in West Siberia, Volga Urals and Kazakhstan
 - **BI**: Get exposure to fast-growing and high-margin drilling tools market
 - **Smith**: Bring in exceptional management team; penetrate high-margin IPM and technology services segments; potential for cross-selling
- Formation evaluation
 - **TNGF**: Enhance footprint in the high-margin fast growing seismic market
 - **Azimuth**: Diversify exposure to seismic market by expansion to Kazakhstan
- Equipment manufacturing
 - **URBO**: Acquire a leading player in the Russian heavy drilling rigs market

Integra's Consolidated Revenue

\$MM



Corporate

- Grow market share through value added acquisitions and organic investments, technology
- Focus on integration and increase efficiency of acquired operations

Services

- Offer more value added oilfield services
- Continue to optimise oilfield service and product offering



Manufacturing

- Expand business by increasing the volume of equipment produced, applying new technology and marketing proactively
- Increase presence in equipment repair and leasing services

4. Leading OFS Position

Country-wide Presence



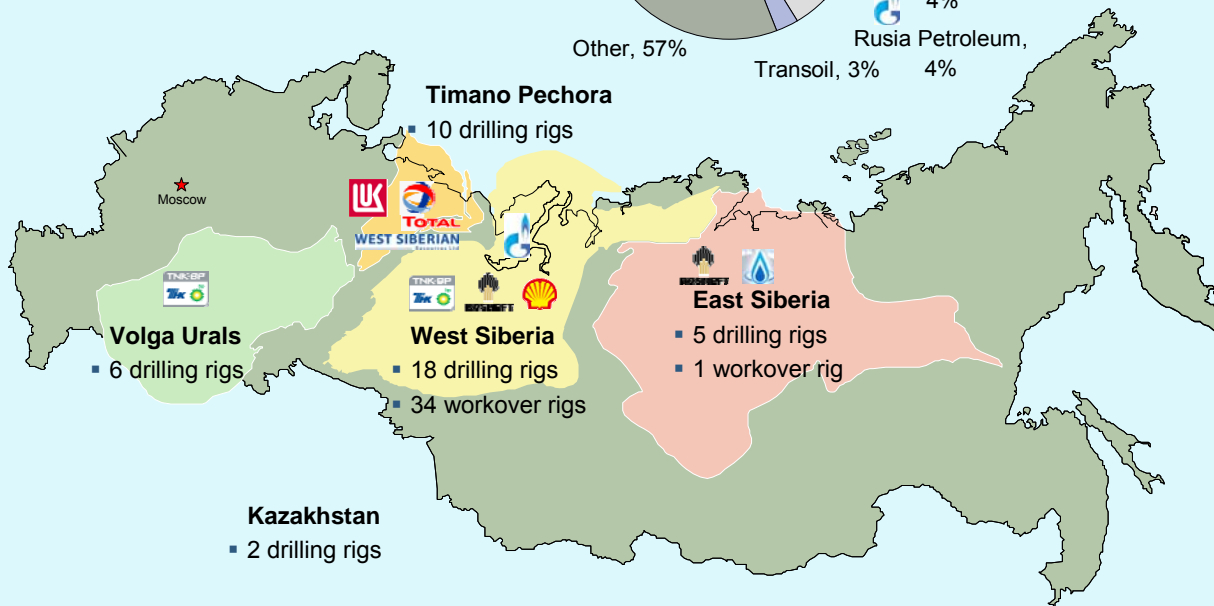
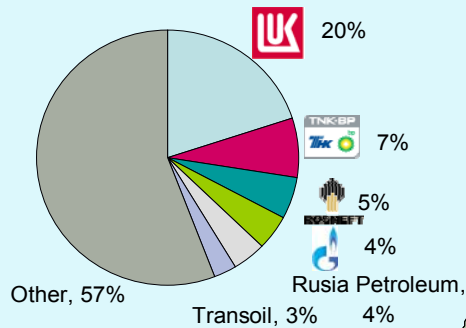
Source: Company data as of 30 September 2006

(1) Excluding associates, as of January 2007

Drilling and Workover: Consistent Growth



Client Base Structure, 9M 2006

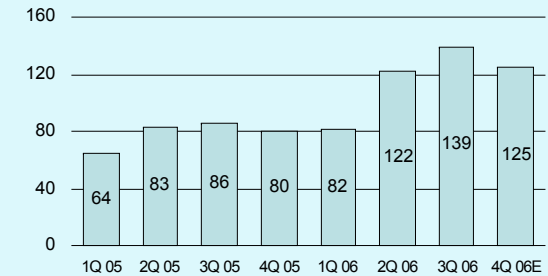


Source: Company data

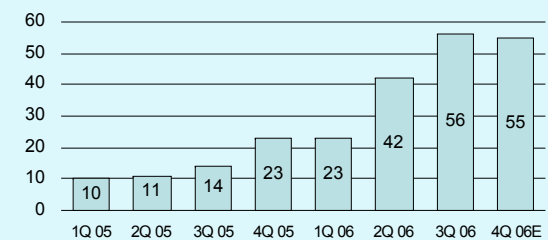
(1) 2005 Argillit provided only drilling crews to its customers and no data on drilling volumes is available. Excluding IPM-managed drilling

(2) Including crew hours billed in 2005 by SRIPNO but excluding Komi Quest

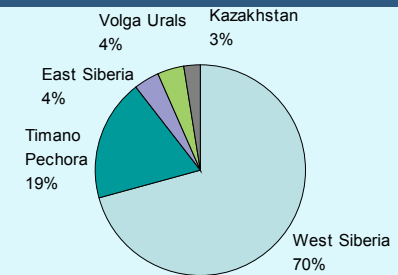
Pro Forma Drilling Activity, Km Drilled ⁽¹⁾



Pro Forma Workover Activity, Th Crew Hours ⁽²⁾



9M 06 Pro Forma Drilling Volumes by region, %



Total: 343 km drilled in 9M 2006

IPM: A High Value-Added Service



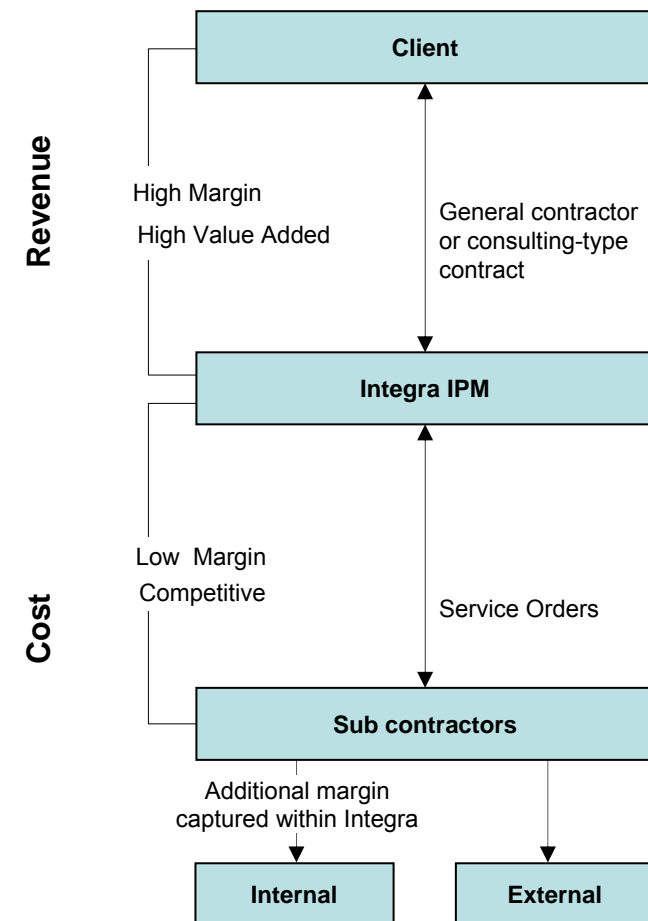
Description

- Project management/ general contractor service
- High margin, high value added business
- Increasing demand for turn key solutions from clients due to
 - Lack of in-house expertise
 - High technology offering
- Limited competition and price elasticity
- Cross-selling opportunities

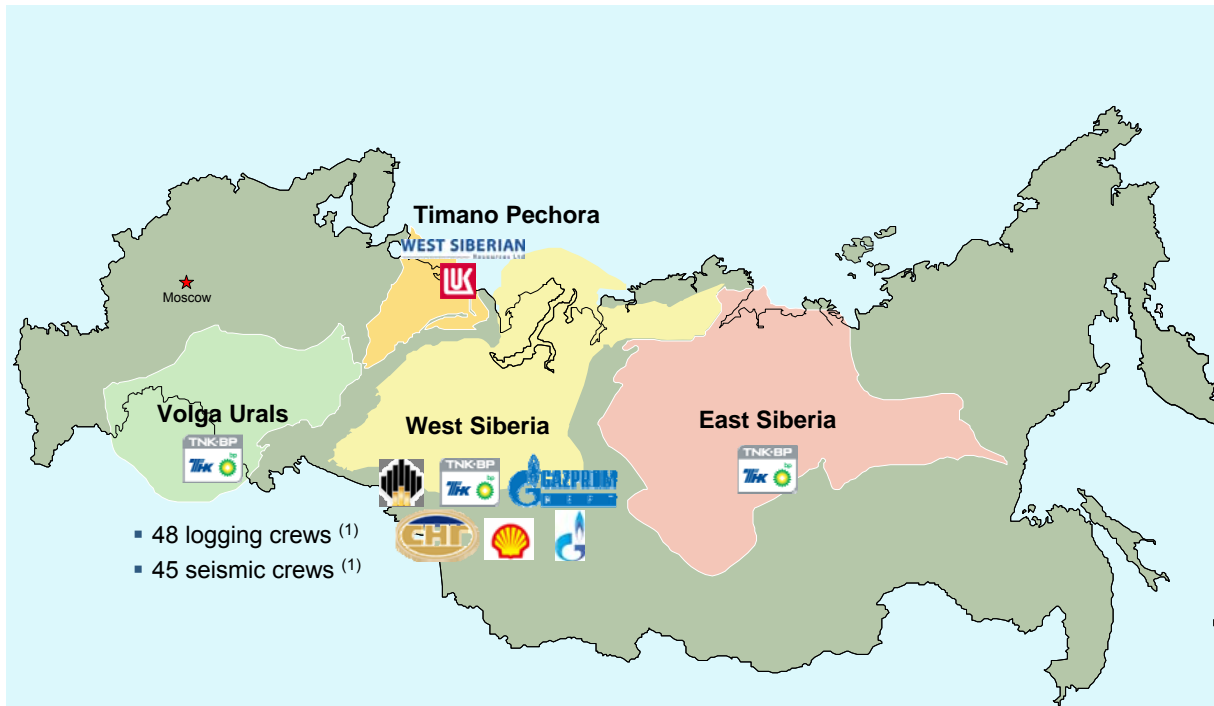
Examples

- Contract with a gas producer
 - Drilling of 11 wells over 3 years
 - Design, preparation, control, quality check
 - Overall project management
- Tender won from an oil major
 - Drilling of 19 wells in 2007
 - Major development project in East Siberia

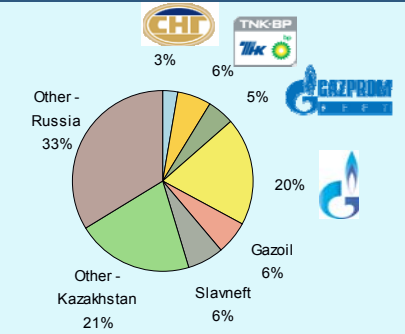
IPM Contract Structure



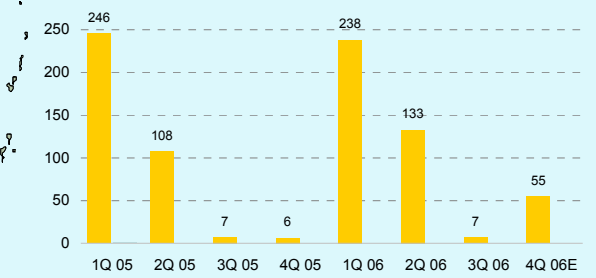
Formation Evaluation: Market Leading Performance



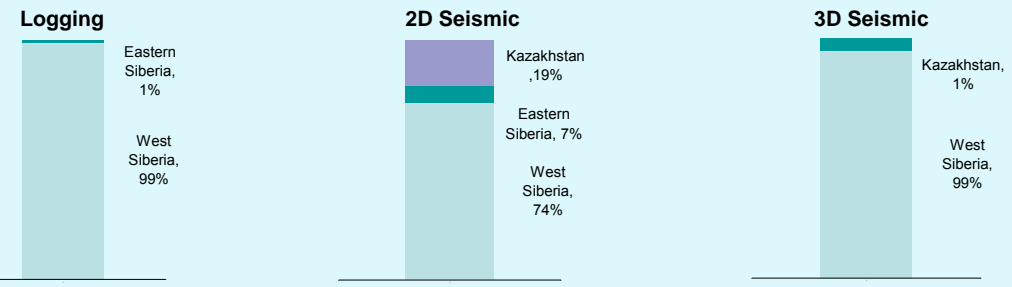
Client Base Structure, 9m 2006



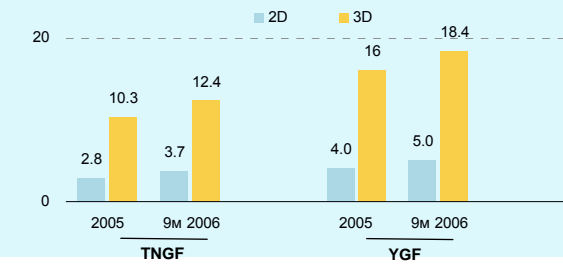
Seismic Activity, 2D and 3D Observations, 000's (excluding Azimuth)



Product Offering by Region 9M 2006, (in Volume Terms)

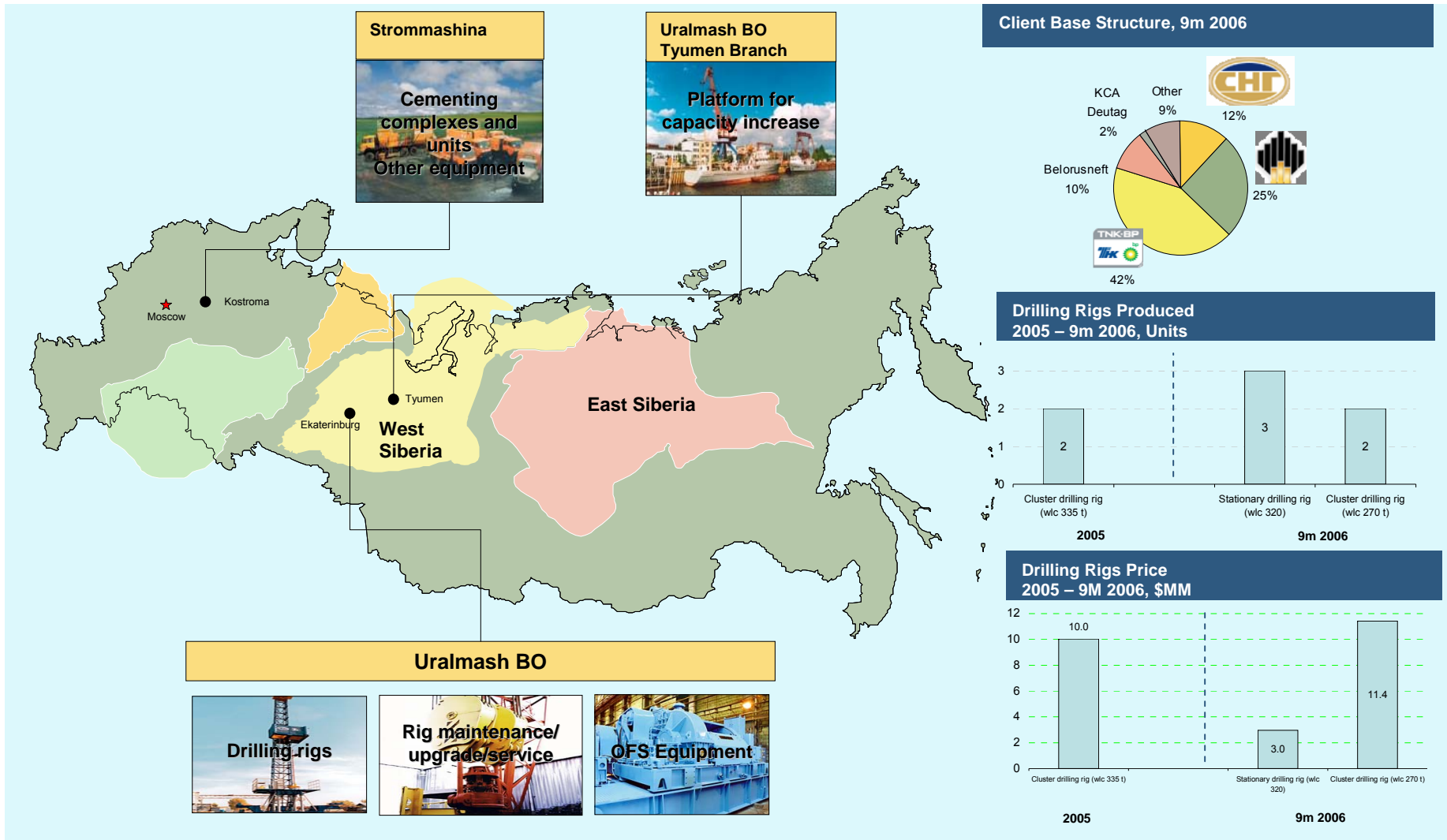


Price for km/ km² of 2D and 3D seismic, US\$ 000's



Source: Company (1) Excluding associates, as of January 2007

Equipment Manufacturing: Capturing the Opportunity



Source: Company

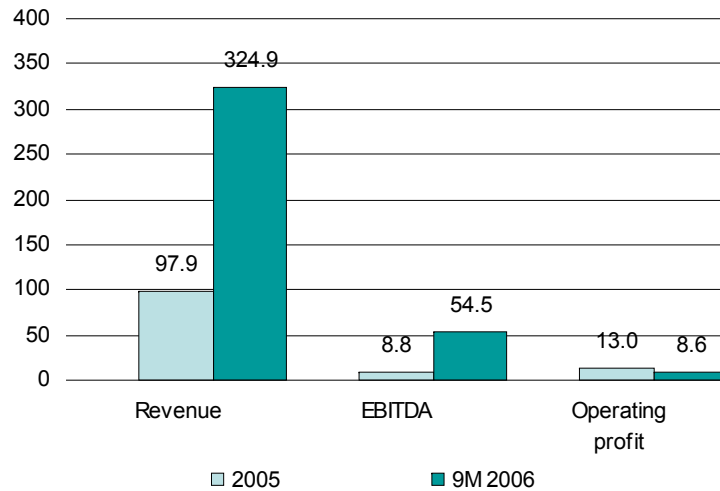
5. Financial Performance

Group Financial Performance



Consolidated Financials

\$MM

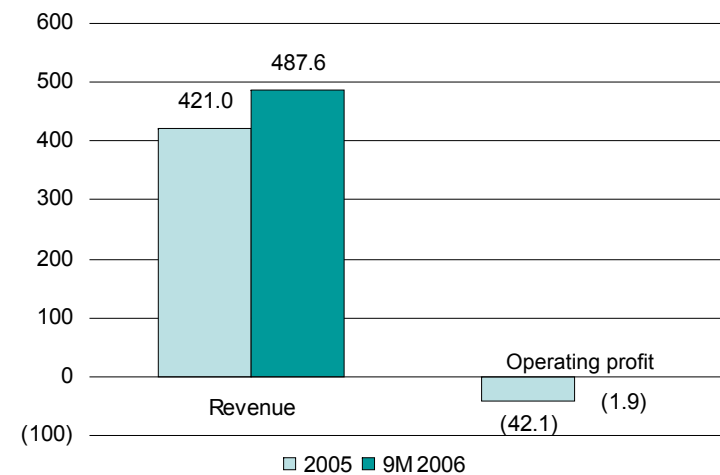


- Dramatic growth in consolidated financials due to acquisitions
- Group EBITDA margin of 17%
 - Drilling, Workover and IPM: 19.7%
 - Formation Evaluation: 20.6%
 - Manufacturing: 24.5%
- 9M 06 revenue and EBITDA exceed 2005 full year

Source: Company data

Pro Forma Financials

\$MM



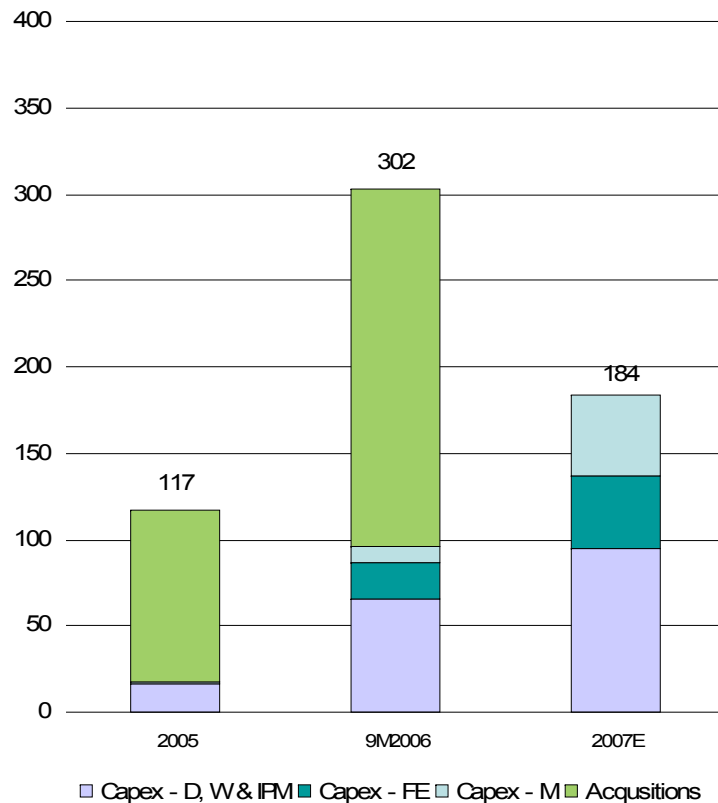
- Pro forma 9M 06 figures exceeding 2005 full year
- Negative operating profit due to large depreciation charge
 - Depreciation not available in pro forma
- High operating leverage positively affecting EBITDA as scale increases
- Full management focus on efficiency gains and synergies yet to be realised

Investment Programme and Contract Backlog



Investments

\$MM



Source: Company data

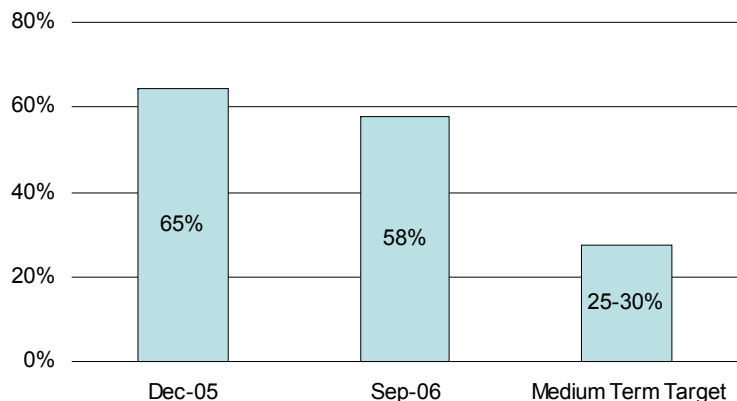
2007 Revenue Backlog

- To date, Integra has contracted a substantial amount of its 2007 work plan in all three segments of operation
 - Amounts expected by the company to be realised from these contracts are in line with expected growth trends
 - Not inclusive of a number of tenders won or tenders submitted which may translate into contracts
- Recent wins:
 - Large 3-year IPM contract with a major oil&gas producer
 - Large tender won to perform drilling/IPM services for an oil major

Capital Structure



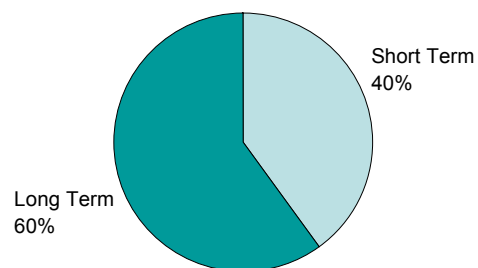
Target Gearing: Net Debt/(Net Debt + Equity)



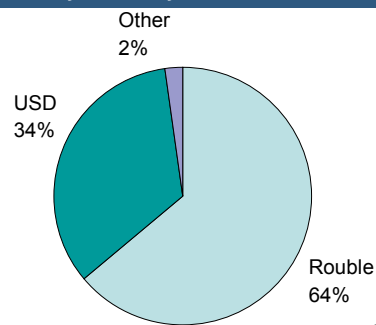
- Target leverage 25-30%
- Focus on
 - Increasing debt maturity
 - Matching currency with revenue (Rub)
 - Repaying/ refinancing higher cost debt

Debt Portfolio Overview

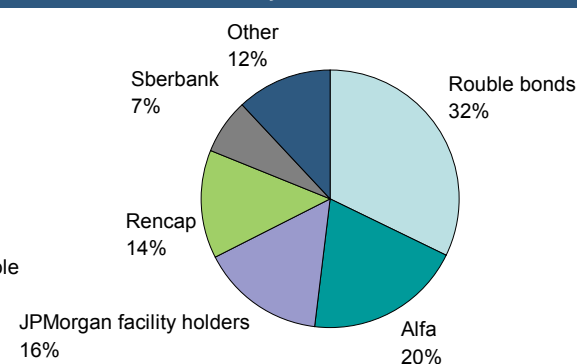
By Maturity



By Currency



By Lender



Total gross debt: \$463MM as of 30 September 2006 and \$126MM of post-period borrowings as of 9 February 2007^{(1) (2)}

Source: Integra

(1) Net impact of post-period financing transactions as per MD&A, assuming no change in revolver facilities

(2) Cash as of 31 January 2006 is \$94MM. Minority interest is \$80.8MM as of 30 September 2006 on a pro forma basis

6. Board and Management

Board and Shareholder Structure



Board of Directors



Chairman
John B. Fitzgibbons

- Founder and former CEO, Khanty Mansiysk Oil Corporation (KMOOC)
- Founder and President, J Fitzgibbons LLC and Brookline Partners LLC

Iosif Bakaleinik

- First VP of SUAL
- Former first VP of TNK, head of economy and finance block

John W. Kennedy

- Chairman, Vetco Int. and Wellstream Int. Ltd
- Former Executive VP, Halliburton

Neil Gaskell

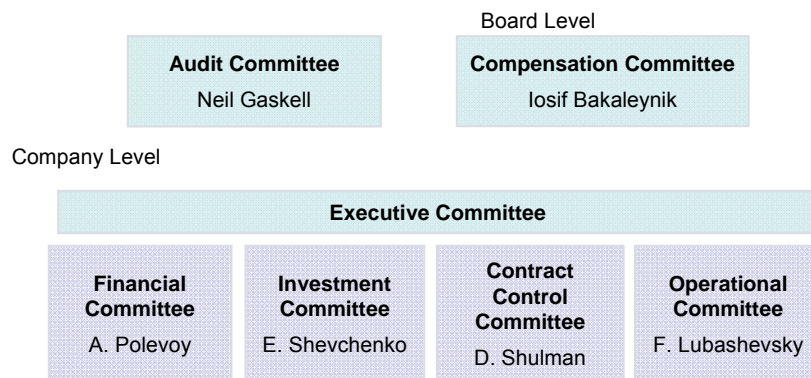
- Former Group Treasurer, Shell
- Former Executive Director, Shell International

Felix Lubashevsky, CEO

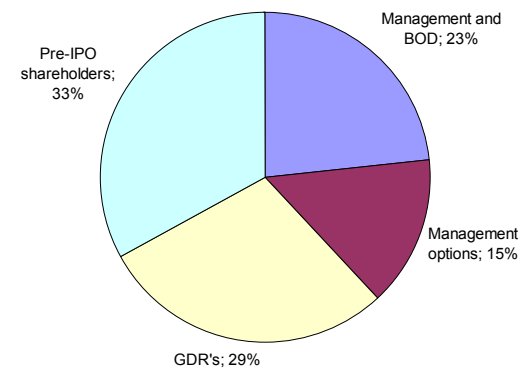
- Former Executive VP Oilfield services and Supply Chain Management, TNK-BP

Non-executive directors

Corporate committees



Post IPO Shareholder structure (fully diluted)



Experienced Management Team



FELIX LUBASHEVSKY
CEO

- Former Executive Vice President, Oilfield Services and Supply Chain Management, TNK-BP
- Graduate of Plekhanov Russian Academy of Economics with a degree in Economical Cybernetics



MARK SADYKHOV
EVP – OFS

- Founder and President, Smith Eurasia
- Graduate of Azerbaijan Oil and Chemistry Institute with a degree in Petroleum Engineering



ALEX POLEVOY
CFO

- Former CFO of NYSE listed Mechel Group
- Former Head of Corporate Audit of TNK-BP
- Former head of Monitoring and Control Group with the BoD of TNK
- Former CFO of Upstream Operations for Yukos
- Graduate of Northern Alberta Institute of Technology, Canada



VIKTOR TKACHEV
EVP Equipment Manufacturing

- Former First VP, Head of Downstream in TNK
- Former General Director OrenburgNeft
- Former president ONAKO
- Graduate of Kiev Institute of Civil Aviation Engineers with a degree in Engineering



ELENA SHEVCHENKO
EVP, Strategy and Business Development

- Former Executive Vice-President for Business Services, Khanty-Mansiysk Oil Corporation (KMOC)
- Graduate of Russian Oil and Gas Academy named after Gubkin with a degree in Geology and Geophysics

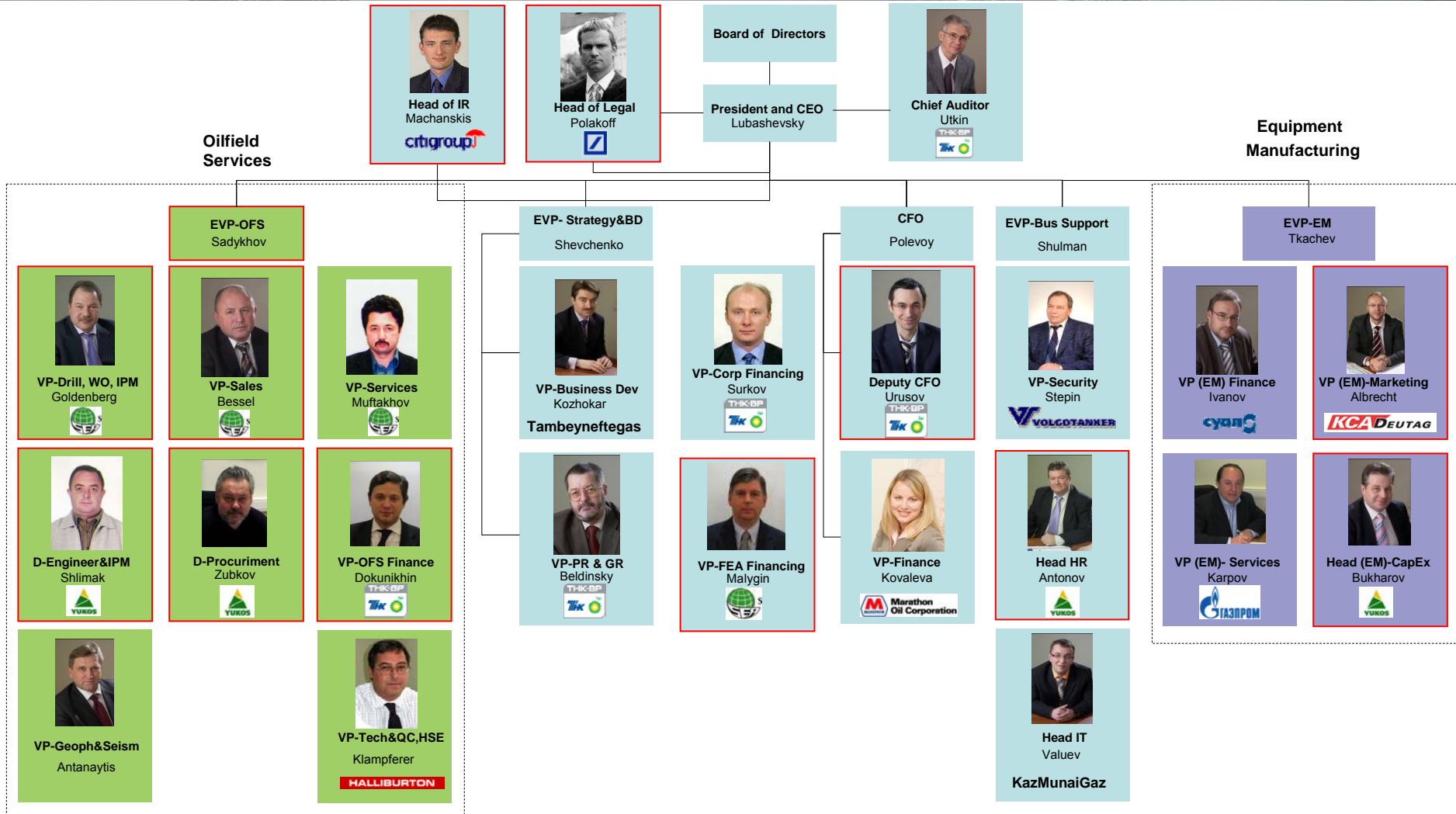


DMITRY SHULMAN
EVP, Business Services

- Former VP, Security, JSC Rosneft
- Former Deputy Management Board Chairman, JSC CB Stroikredit;
- Graduate of Khabarovsk High school of Ministry of Internal Affairs with a degree in Law



Extensive Organisational Support



Corporate
 Oilfield Services
 Equipment Manufacturing
 New Hires