

OAO Raspadskaya – FY2009 IFRS Financial Results and 1Q2010 Operating Results



Investor Presentation

14 April 2010



This presentation does not constitute or form part of, and should not be construed as, an offer to sell or issue or the solicitation of an offer to buy or acquire securities of the Company or any of its subsidiaries in any jurisdiction or an inducement to enter into investment activity in any jurisdiction. Neither this presentation nor any part thereof, nor the fact of its distribution, shall form the basis of, or be relied on in connection with, any contract or commitment or investment decision whatsoever. The information contained in this presentation has not been independently verified. The information in this presentation is subject to verification, completion and change without notice and neither the Company is under any obligation to update or keep current the information contained herein. Accordingly, no representation or warranty, express or implied, is made or given by or on behalf of the Company or any of its respective members, directors, officers or employees nor any other person accepts any liability whatsoever (in negligence or otherwise) for any loss howsoever arising from any use of this presentation or its contents or otherwise arising in connection therewith.

This presentation and the information contained herein does not constitute and should not be construed as an offer to sell or the solicitation of an offer to buy securities in the United States as defined in Regulation S under the US Securities Act of 1933 (the "Securities Act"). Any securities of the Company may not be offered or sold in the United States absent registration or an exemption from registration under the Securities Act. The Company has not registered and does not intend to register any portion of the Offering in the United States or to conduct a public offering of securities in the United States.

This presentation does not constitute a public offering or an advertisement of securities in the Russian Federation and does not constitute an offer or a proposal to make offers or to acquire any securities in the Russian Federation.

This presentation contains "forward-looking statements" which include all statements other than statements of historical fact. Such forward-looking statements can often be identified by words such as "plans," "expects," "intends," "estimates," "will," "may," "continue," "should" and similar expressions. Such forward-looking statements involve known and unknown risks, uncertainties and other important factors beyond the Company's control that could cause the actual results, performance or achievements of the Company to be materially different from future results, performance or achievements expressed or implied by such forward-looking statements. Such forward-looking statements are based on numerous assumptions regarding the Company's present and future business strategies and the environment in which the Company will operate in the future. By their nature, forward-looking statements involve risks and uncertainties because they relate to events and depend on circumstances that may or may not occur in the future. These forward-looking statements speak only as at the date as of which they are made, and none of the Company or any of its respective agents, employees or advisors intends or has any duty or obligation to supplement, amend, update or revise any of the forward-looking statements contained herein to reflect any change in the Company's expectations with regard thereto or any change in events, conditions or circumstances on which any such statements are based. The information and opinions contained in this presentation are provided as at the date of this presentation and are subject to change without notice.



Key Highlights, US\$m (unless stated otherwise)	2009	2008	2009/2008	
			+/-	%
Coal Concentrate Sales Volumes*, kt	7,715	7,030	685	10%
Revenue	497	1,200	(703)	(59)%
EBITDA**	255	871	(616)	(71)%
Margin, %	51%	73%		
EBIT	181	749	(568)	(76)%
Margin, %	36%	62%		
Net Profit	117	531	(414)	(78)%
Margin, %	24%	44%		
Earnings per Share, US\$	0.15	0.68		(78)%

Source: Raspadskaya

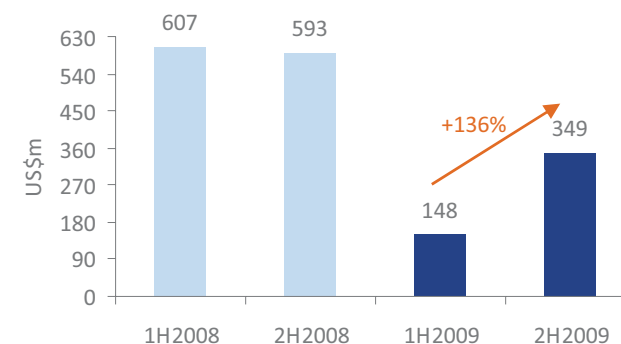
Company's performance in 2009 was significantly affected by the following factors:

- Decrease in prices and sales volumes of coal concentrate in 1H2009
- Increase of the weighted average RUB/US\$ exchange rate by 28% YoY

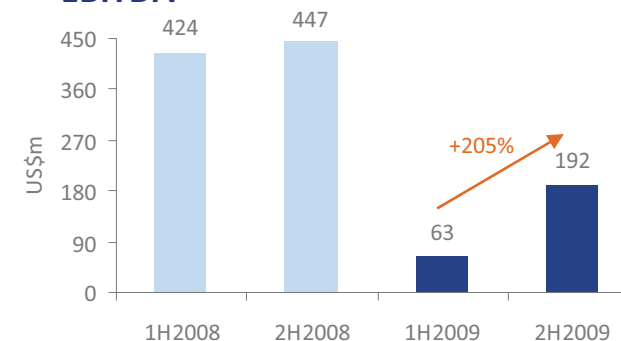
* Coal concentrate sales volumes contain raw coal sales volumes restated in tonnes of coal concentrate at output ratio of 73.4% and 76.3% for 2009 and 2008, respectively

**EBITDA represents profit for the period before foreign exchange gains/(losses), gain/(loss) on net monetary position, depreciation, depletion and amortization, dividend income, interest income and expense, capitalized interest and income tax expense

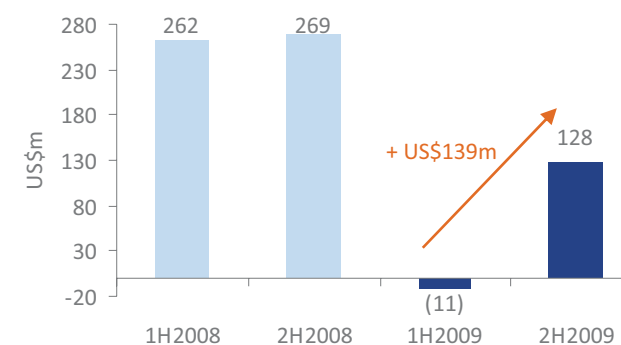
Revenue



EBITDA

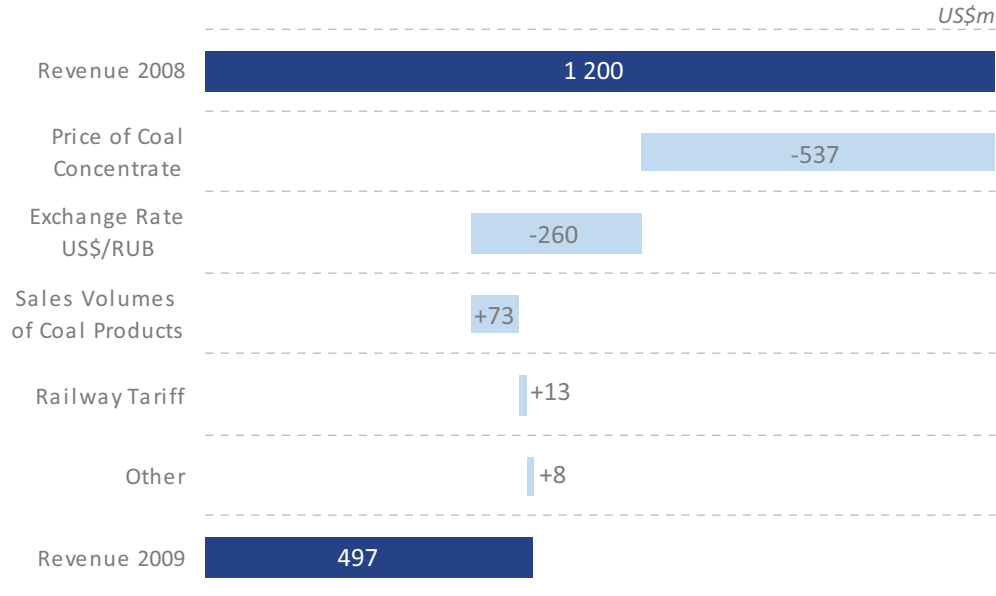


Net Profit



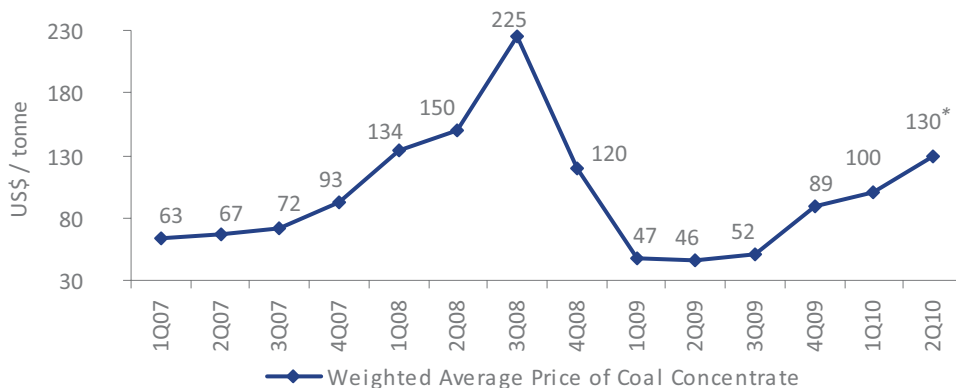
Source: Raspadskaya

FY2009 Revenue Drivers



Source: Raspadskaya

Raspadskaya Coking Coal Price Dynamics (FCA Mezhdurechensk)

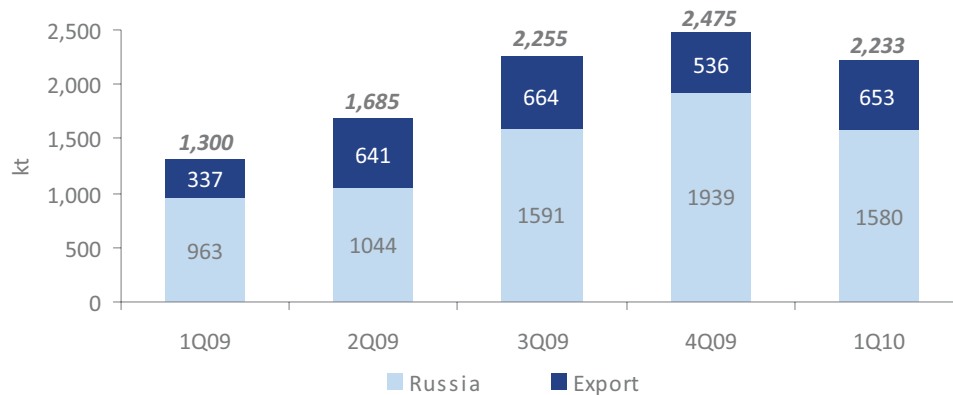


Source: Raspadskaya

* Price for Russian sales only

- Decrease of 2009 revenue by 59% YoY is mainly affected by the low coal concentrate price level during three quarters of 2009
- Decrease of 2009 revenue compared to 2008 was substantially affected by the growth of average US\$ / RUB exchange rate by 28% YoY
- In 2H2009, revenue rose by 136% HoH as a result of demand recovery for coal production and price decrease in 4Q2009
- Raspadskaya keeps on operating in frames of long-term contracts with the major Russian customers and starting 2009 negotiates volumes and prices on a quarterly basis
- Starting 4Q2008, weighted average price increased due to Russian steel production recovery, global coking coal price growth and high demand from China
- Contacts for the period April-June 2010 have been signed with all Russian clients. The price has been fixed at 3,800 RUB/tonne (about US\$130/tonne) level for semi-hard coking coal concentrate on FCA Mezhdurechensk basis

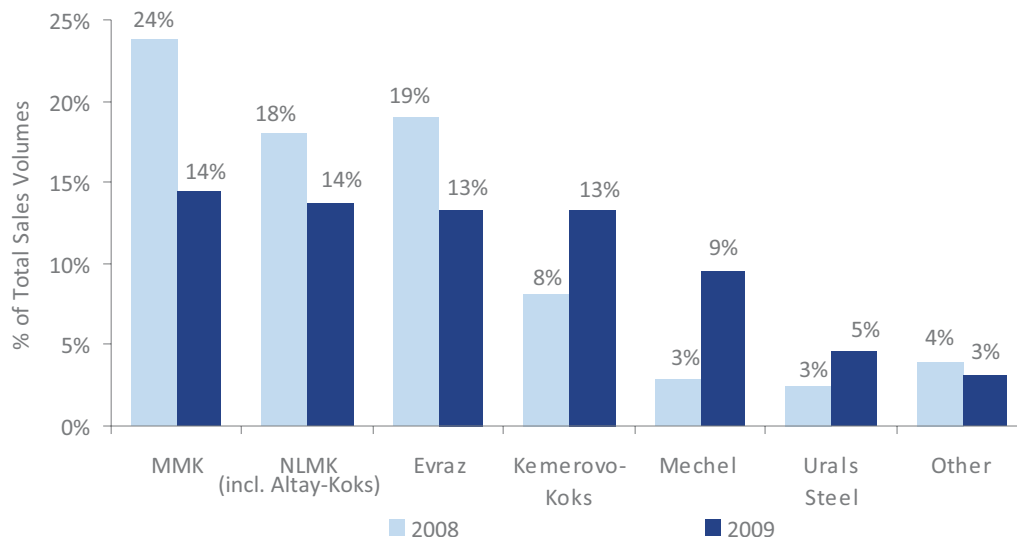
Raspadskaya Coal Concentrate Sales



Source: Raspadskaya

- In 2H2009, Raspadskaya coal concentrate sales volumes were rising with an average sales level of 790kt per month
- In 2Q and 3Q2009 sales volumes of coal concentrate exceeded pre-crisis level (3Q2008)

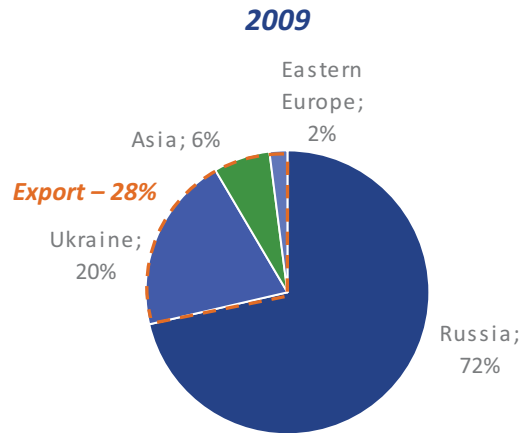
Major Russian Consumers of Raspadskaya Coal Concentrate



Source: Raspadskaya

- In 2009, Raspadskaya sales share to the major Russian customers (MMK, NLMK (including Altay-Koks), Evraz) decreased to 41% from 59% in 2008
- This was compensated by the increase of sales share to medium-sized Russian producers, that proves success of Company's measures implemented for client base diversification

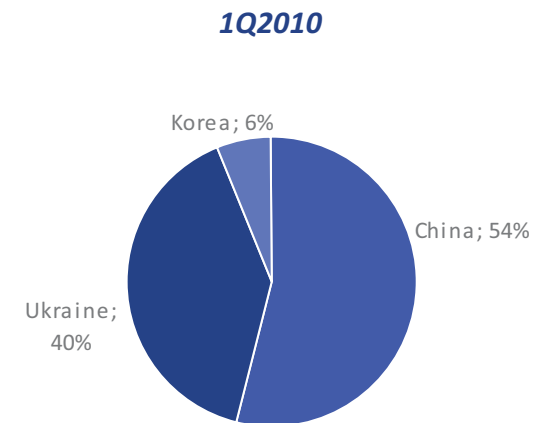
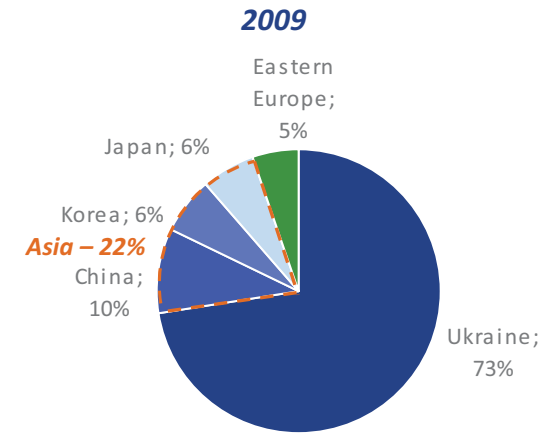
Raspadskaya Sales Geography Breakdown



Source: Raspadskaya

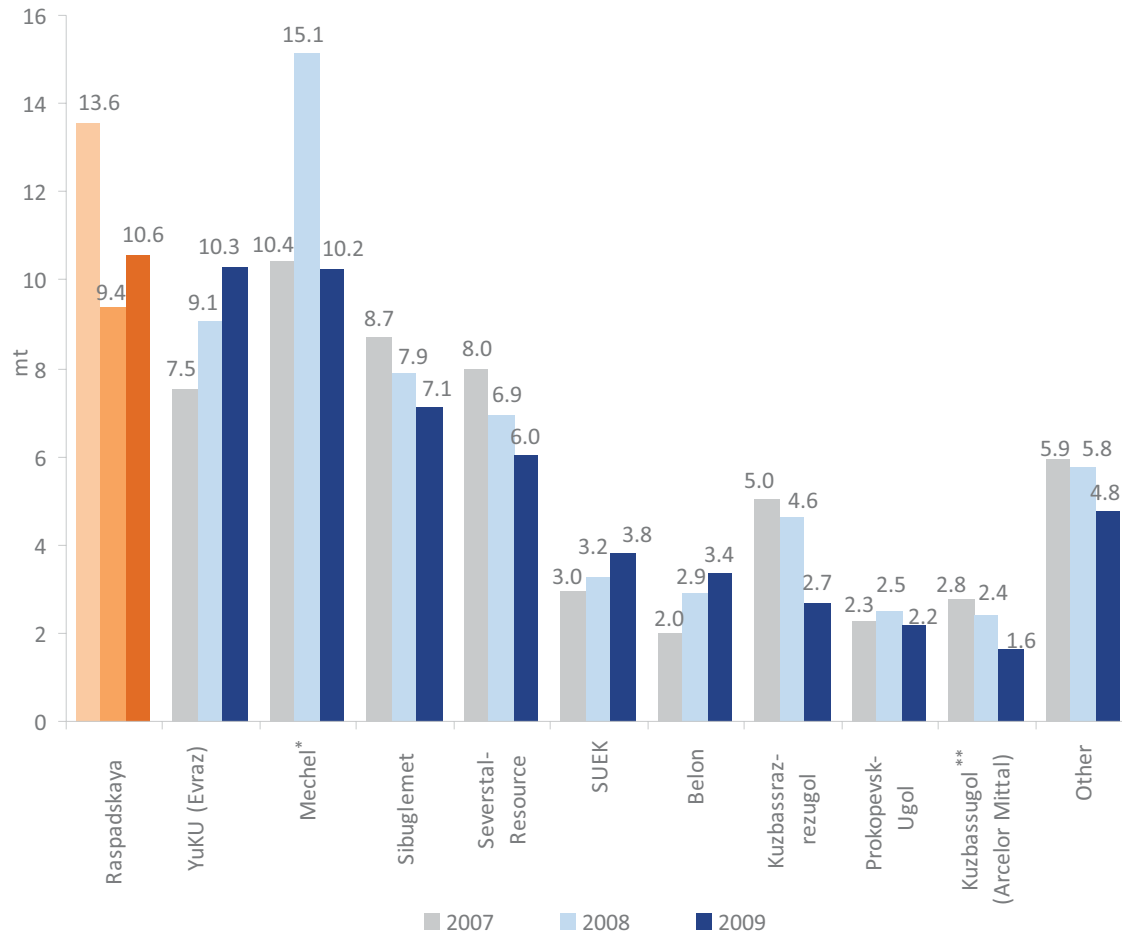
- In 2009, export sales share increased to 28% from 22% in 2008 as a result of total export sales volumes growth
- In 2009, Ukraine remained the Company's main export market and its sales share amounted to 73% of total export sales compared to 85% in 2008
- In 2009, export sales volumes rose by 41% YoY mainly as a result of a partial shift to Asian export markets. In 2009, Asian export share amounted to 22% of total export sales volumes
- Since 2009, the Company signed contracts for coal concentrate delivery for major metallurgical companies such as JFE Holding (Japan), POSCO (Republic of Korea) and deliver its production to China
- In 1Q2010, export sales share amounted to 29% of total sales volumes. Sales share to Asian market comprised 60% of total export sales volumes
- In future Raspadskaya intends to strengthen its relationships with Asian clients in frames of its mid-term sales strategy on increase of export sales share in total sales volumes

Raspadskaya Export Sales



Source: Raspadskaya

Russian Coking Coal Production in 2007-2009

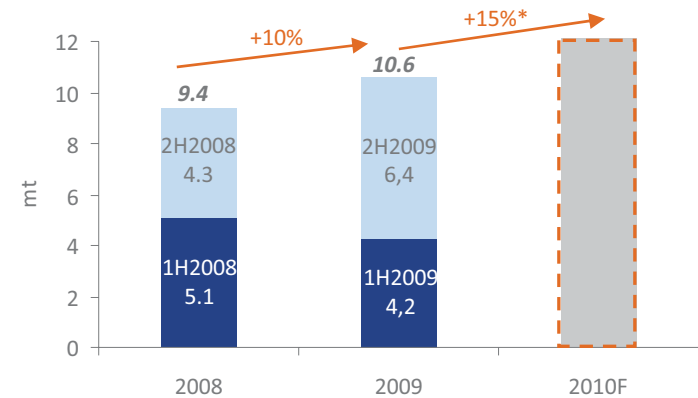


* Coking coal production volumes for 2009 include full consolidation of Mechel Bluestone (USA) operations (starting from 2Q2009)

**In April 2008 Severstal sold the Company to Arcelor Mittal

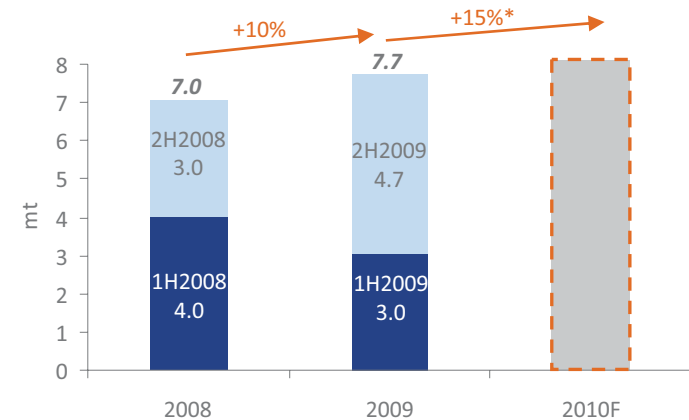
Source: Raspadskaya, UDP-3.10 TsDU-TEK for 2007-2009, companies data

Raspadskaya Coking Coal Production



Source: Raspadskaya

Raspadskaya Coal Concentrate Production

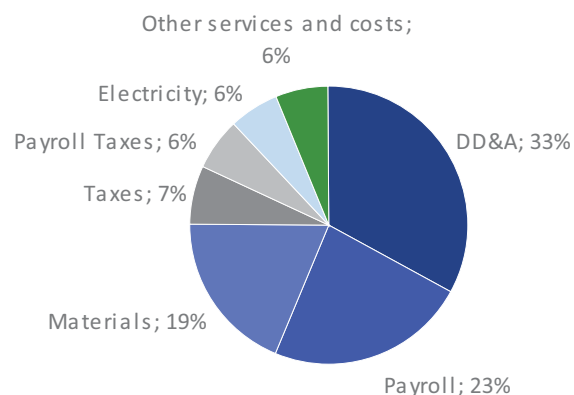


Source: Raspadskaya

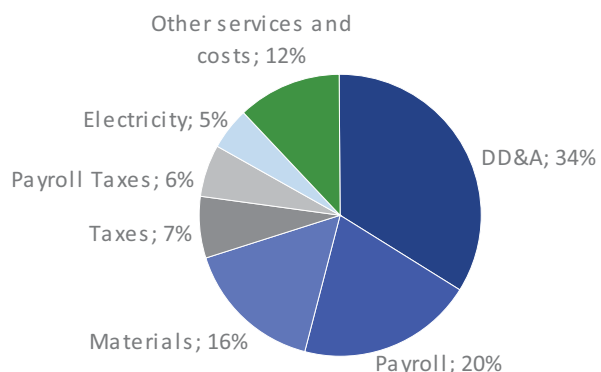
*Volumes of raw coal and coal concentrate production largely depend on demand and market conditions in whole

Cost of Production Breakdown

2009



2008



Source: Raspadskaya

Dynamics of Coal Concentrate Cost of Production

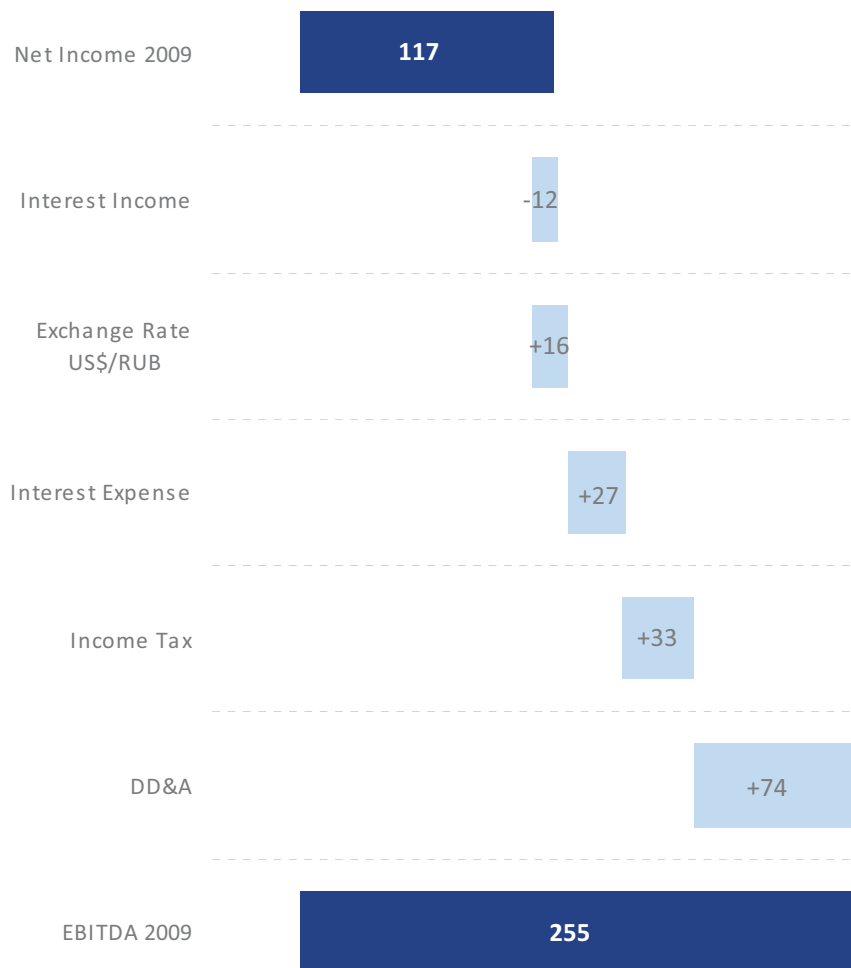
	2009	2008	Change, %
Cost of Production			
US\$m	214	339	(37)%
RUBm	6,778	8,423	(20)%
Cash Cost of Production per Tonne			
US\$	18.4	30.9	(40)%
RUB	584	768	(24)%

Source: Raspadskaya

- In 2009, production cash cost per tonne of coal concentrate dropped by 40% (in US\$ terms) YoY mainly due to the following factors:
 - Increase of the average RUB/US\$ exchange rate in 2009 by 28% YoY
 - Decrease in cash cost per tonne of raw coal produced by 44% YoY by 12% growth in raw coal production volumes as a result of a decrease in underground development, overburden removal and major repairs, and by a decrease in materials prices
 - Decrease of enrichment cash cost of raw coal with 11% increase in coal concentrate production volumes
- In 2H2009, cash cost of raw coal produced grew by 17% HoH – from US\$10.9/tonne to US\$12.8/tonne, due to a 39% increase in underground development and a 20% increase in overburden removal, both of which were driven by the 53% increase in raw coal production
- In 2H2009, cash cost of coal concentrate production increased by 18% from US\$16,6/tonne in 1H2009 to US\$19,6/tonne in 2H2009
- In 2010, as a consequence of a growth in sales and production volumes, there is expected a certain increase in the costs of underground development, overburden removal, major repairs and labor costs with keeping the cash cost at the competitive level

EBITDA Reconciliation

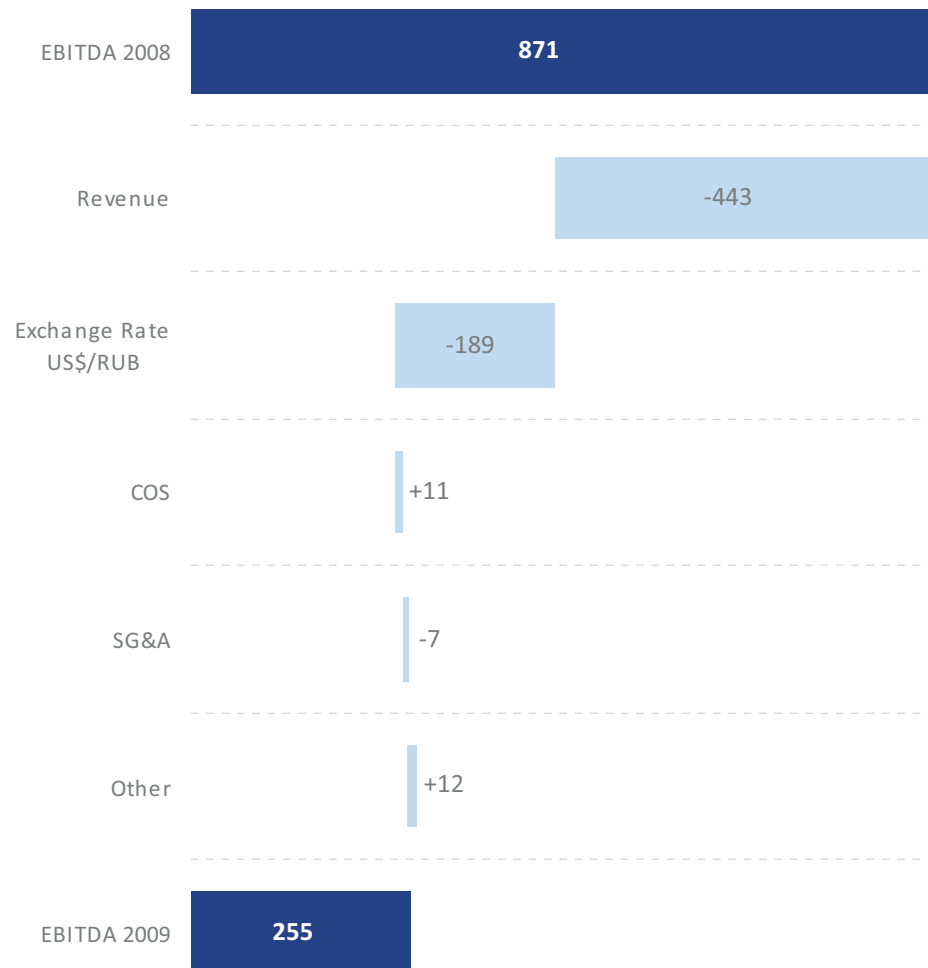
US\$m



Source: Raspadskaya

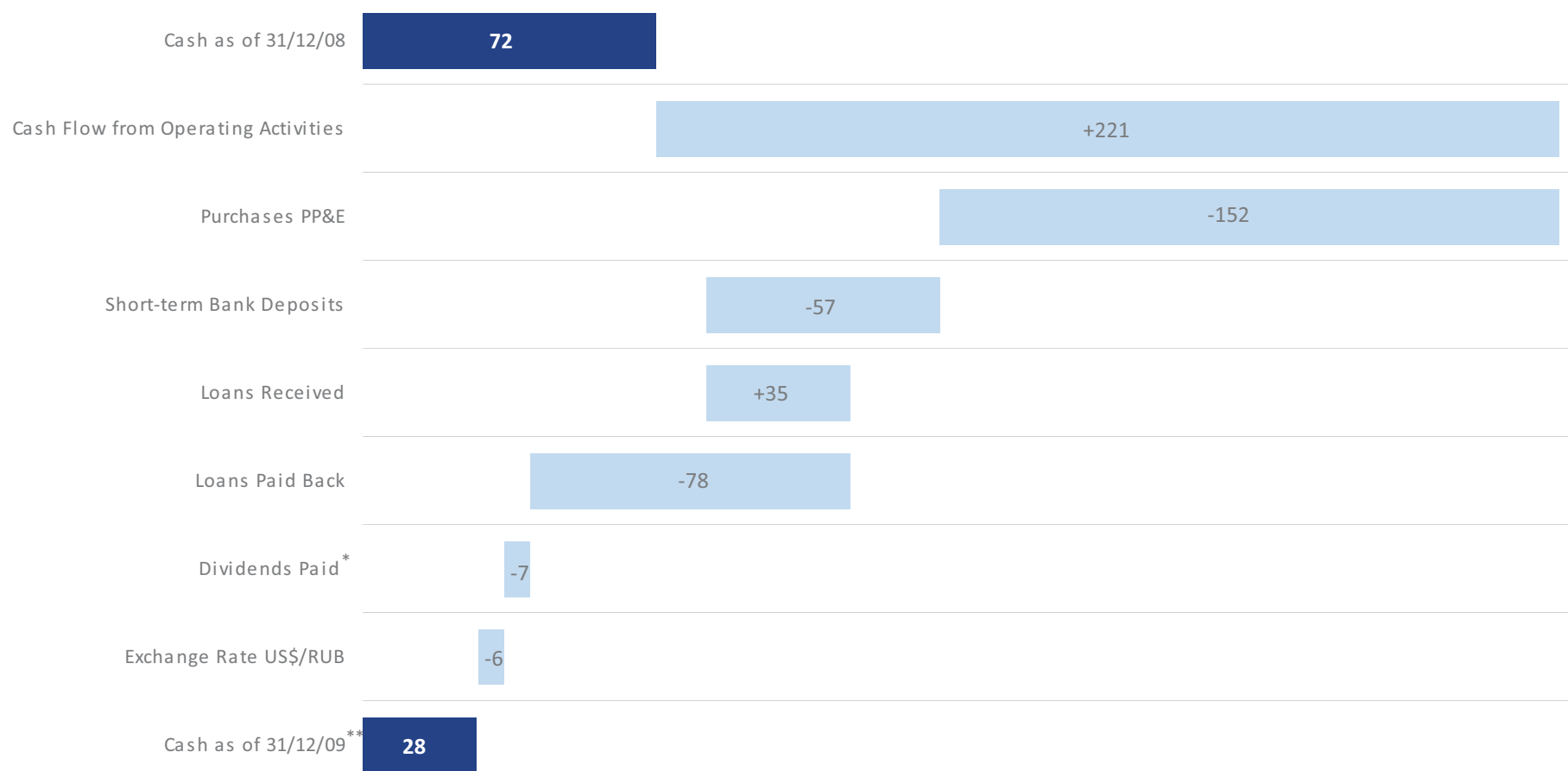
2009 EBITDA Drivers

US\$m



Source: Raspadskaya

US\$m

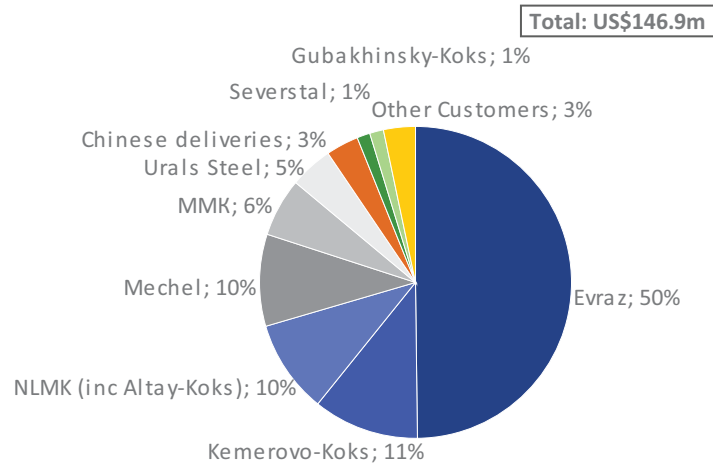


*Interim dividends brought forward

** Bank deposits as of 31 December 2009 amounted to US\$181m

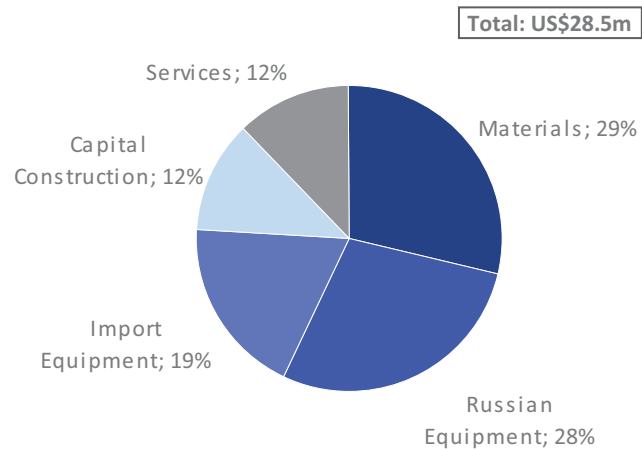
Source: Raspadskaya

Receivables (Customers) Breakdown as of 31 December 2009



Source: Raspadskaya

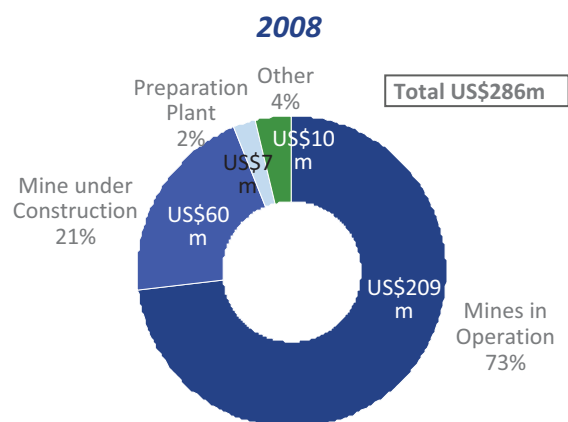
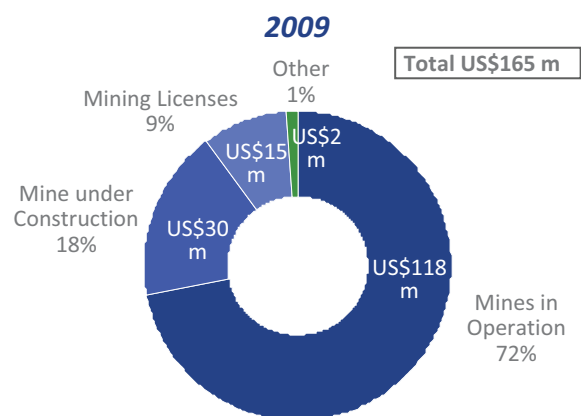
Trade Payables Breakdown as of 31 December 2009



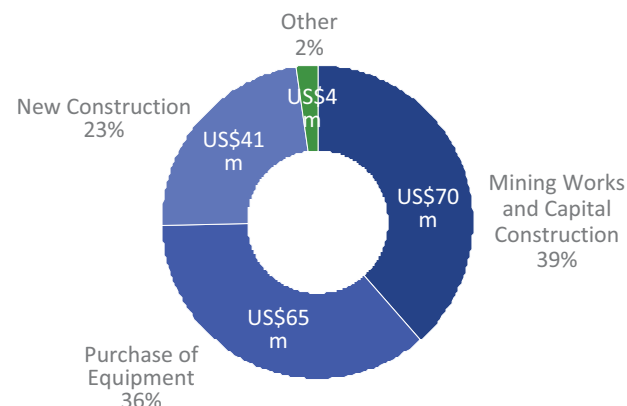
Source: Raspadskaya

- Receivables as of 31 December 2009 amounted to US\$146.9m, that is by 23% more compared to 31 December 2008
- Amount of receivables increased due to growth of coal products sales volumes in 4Q2009 compared to 4Q2008
- Company's trade payables as of 31 December 2009 amounted to US\$28.5m, that is 16% less compared to 31 December 2008

Breakdown of Capital Expenditures



2010 Forecast*

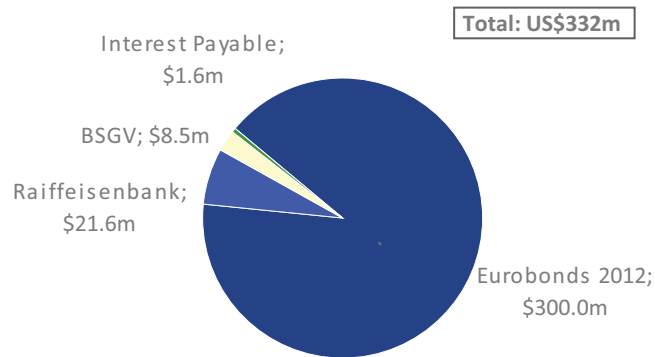


- In 2009, total amount of capital expenditures accounted for US\$165m, that represents a 42% decrease compared to 2008
- In 2009, the Company invested about US\$15m in purchases of new licenses with coal reserves and resources of around 400mt – this represents 9% of total capex expenditures
- In 2010, total amount of capital investments will account for US\$180m, that is 9% higher compared to 2009, including:
 - Raspadskaya-Koksovaya mine construction – US\$41m
 - Purchases of equipment – US\$65m (DBT complex, drifting equipment Joy, underground roof monorail system SMT Sharf, rail road Shart, diesel cars, conveyor belts, loading cars, BelAZ trucks)
 - Drilling of degasation holes – US\$10m
 - Construction of complex of electricity lines 110kV, two electricity stations 110/36/6kV – US\$16m
 - Construction of vertical shaft #6 – US\$7m
 - Overburden removal and preparation of reserves at Horizon minus 210 metres – US\$25m

Source: Raspadskaya


*2010 data are budgeted and represent the amount of capital investments

Debt Breakdown as of 31 December 2009



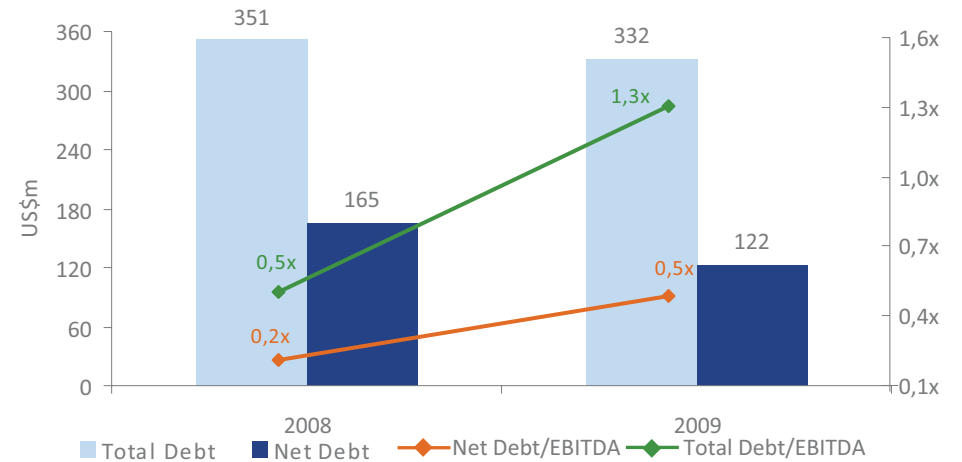
Source: Raspadskaya

Net Debt Reconciliation



Source: Raspadskaya

Total and Net Debt



Source: Raspadskaya

- The main debt is represented by Eurobonds for US\$300m with maturity in May 2012 and 7.5% coupon
- One of the covenants stipulated in the Loan Agreement on the Eurobonds is the ratio of Consolidated Net Indebtedness to 12-month Consolidated EBITDA, that may not exceed 3,0x. In 2009 this ratio amounted to 0.5x
- Another covenant is the ratio of Consolidated Debt to 12-month Consolidated EBITDA, that may not exceed 3,0x. In 2009 this ratio amounted to 1.3x
- The Company believes that none of the covenants will be infringed in the foreseeable future
- Taking into account dependence on coking coal prices the Company follows a conservative financial policy
- On 14 April 2010, the Board of Directors recommended to the General Shareholders Meeting to approve the payment of dividends in amount of RUB5 per share, that represents 25% of net income according to IFRS for FY2008 (including interim dividends) and around 50% of net income in accordance with IFRS for FY2009
- On 14 April 2010, the Board of Directors made decisions on dates of: closing of the Shareholder register – 22 April 2010, General Shareholders Meeting – 2 June 2010, dividends payment period – till 31 July 2010

Alexander Andreev

Deputy General Director
for Strategic Planning
tel.: +7 (499) 147 15 17
andreev@raspadszkaya.ru

Marina Badudina

Head of Investor Relations
tel.: +7 (499) 147 15 17
mbadudina@raspadszkaya.ru

www.raspadszkaya.com